



2015 NEW Turbo NAS

TS-x31+ Series

- 28nm ARM Cortex-A15 dual-core 1.4GHz processor and 1GB RAM
- Supports RAID 5/6 acceleration and native SATA 6Gb/s interface
- 2 GbE ports reaching 213 MB/s read speed
- Delivers 162 MB/s read speed with AES-256 encryption



A Digital Notepad & Multimedia Center on Your Private Cloud with Notes Station 2.0



Multipurpose NAS server for family and offices

- Create personal cloud notes conveniently with mobile app support
- Features the intuitive QTS 4 with multi-window & multi-tasking design for easy NAS management and backup center
- Easily manage, share and access photos, music and videos
- Securely manage and share personal data over the Internet with myQNAPcloud service



HS-210

TS-112P

TS-212P

TS-131

TS-231

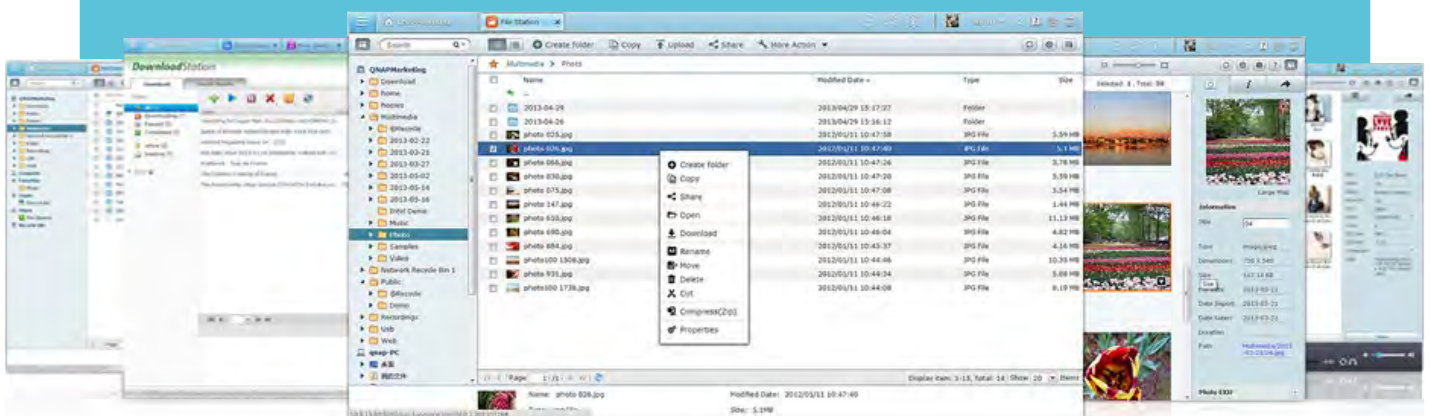
TS-431

These days, every family has tons of photos, music, and videos stored in different places and on different devices.

Convenient access to this content to enjoy and share in a variety of ways is increasingly essential in modern homes. The new QNAP Turbo NAS TS-x31+ and TS-x31+ series for SOHO and home users are powered by energy-efficient dual-core ARM 1.4GHz and 1.2GHz processors with floatig point unit and 1GB and 512MB DDR3 RAM respectively. Furthermore, the TS-x31+ series provides efficient RAID 5/6 acceleration and disk encryption/decryption with the high-standard AES-256 algorithm to ensure the safety of important data without affecting the system's overall performance. Equipped with three SuperSpeed USB 3.0 ports, Both series allow to flexibly back up, import and share files stored on multiple external devices, digital cameras and SD cards through USB card readers, and even share up to 3 printers via network and connect to an UPS to ensure a continual power supply. The TS -x31+ also features dual LAN ports that support dual IP settings and port-trunking modes, enabling fault tolerance and load balancing for increased data throughput.

The TS-x31 and TS-x31+ series, featuring the intuitive QTS 4 OS with multi-window & multi-tasking GUI, are powerful yet easy-to-use Turbo NAS servers for file backup, synchronization, remote access, and home entertainment. With the integrated Notes Station, you can easily create digital notes on your private cloud and use your rich multimedia contents stored on the Turbo NAS to enhance your notes. Your personal digital notes are well preserved in your private cloud for access at anytime.

The Turbo NAS offers rich multimedia applications as a home multimedia hub. Whether you are at home or away from your Turbo NAS, you can easily access the stored files through various mobile and network devices. With a few easy steps you can access DLNA-compatible players, stream videos to mobile devices, and effortlessly share files with friends and family members.



The Turbo NAS also provides a centralized download center and a connect-and-use printer server for additional home tasks. Rather than sharing files with USB storage devices, now you have a far more convenient way to share photos, music and videos with others. All these features and more provide a convenient and private cloud for you and your home.

Table of Contents

01 | Notes Station

Notes Station 2.0

Is it safe to put personal notes on the public cloud?

ICES: 4 Steps for Notes Station

4 Tools for Notetaking

Increase notetaking productivity



09 | Multimedia Center

Photo Station, Music Station and Video Station

Home Theater Entertainment

Download Station

39 | App Center & Developers

App Center

3rd party Development Platform

15 | QTS 4.1 OS

Intuitive & Simple

Customized Login Page

NAS Connection and Network Setting

File Management

Qsync with Google Drive/Baidu Cloud

myQNAPcloud SmartLink

File Backup/Disaster Recovery

Data Security

Uninterruptible Power Supply

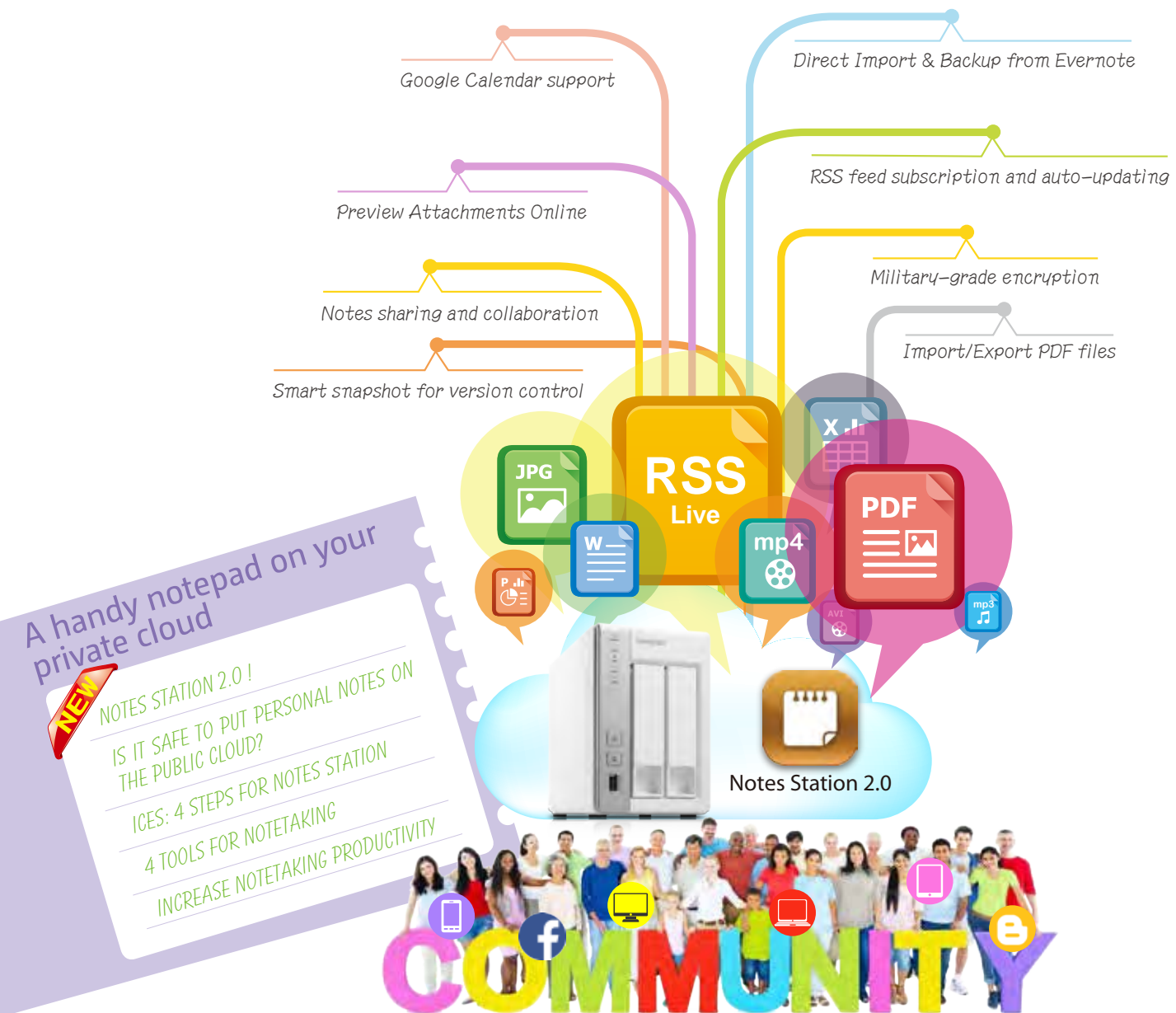
Surveillance Station

43 | Hardware Introduction



Notes Station

New Notes Station 2.0



Using digital notetaking tools to create personal notepads is becoming increasingly popular, from Microsoft® Office OneNote™ 2003 to the well-known notetaking service Evernote. Cloud-based notetaking applications are incredibly useful and convenient as they allow users to access data from anywhere at anytime and does not require the installation of notetaking software. But the content of notes is incredibly important for users, and trusting this content to cloud storage means potentially exposing it to a data breach or hack. Even the leading notetaking service provider was hacked in 2013, leading to them asking their millions of users to reset their passwords.

QNAP has now leveraged its private cloud functionalities to introduce Notes Station. It provides the convenience of notetaking on cloud-based services but with the privacy and security of Turbo NAS. Users do not have to worry about risks from public storage, and are able to enjoy easier data access at all times.

Is it safe to put personal notes on the public cloud?

Cloud services = Software + Data storage

Under the concept of cloud services, the software and data storage are integrated on cloud services. For example, Evernote makes note-taking available and accessible online. When users access the cloud service and leave personal data on the service's storage, it may raise both privacy and security concerns.

Public cloud:

we trust the service provider with our data



Private cloud:

we manage and control the data ourselves




You know what?

Statistics show that many famous cloud services have been attacked and have led to asking their users to change passwords. An industry-leading cloud notetaking service provider was once hacked, and although they stated that no data was stolen, they still forced their users to reset their passwords.

Private cloud: convenience & security

QNAP's private cloud allows users to easily create personal cloud services that are available via network and controlled by the users themselves. Notes Station allows users to effortlessly create their own notebooks and completely control their ideas and data.

- Public clouds are at constant risk of hacking attempts
- Private cloud combines convenience, ownership, and security
- Notes Station is the only notetaking application on private cloud

	Notes Station 	Professional cloud note services
Data Storage	Private cloud	Public cloud
Fee	Free	Annual fee
Traffic limitation	No	1GB-5GB per month
Size limits for a single note	2GB	Around 100MB
Size limits for a single attachment	2GB	Yes
Mobile app support	Yes	Yes
Browser plug-in	Yes	Yes

You know what?

Hacking puts a company out of business

An US-based source code hosting provider was hacked on June 17, 2014 and held to ransom. When the attackers failed to receive the ransom, they stopped the company's online services and deleted almost the entire customer database. In the end, the company was effectively forced out of business by the attacker, and their customers lost a huge amount of important data.

4 Steps for Notes Station

1 Install

Install Notes Station 2.0 application

- Open QTS App Center, and install the Notes Station
- Install the Qnotes mobile app from the Google Play/App Store
- Install Notes Station Clipper on Google Chrome



2 Collect

Collect materials for notes

- Use the Qnotes mobile app to take photos & images anywhere, anytime
- Use the Notes Station Clipper to grab web pages for notetaking
- Use Qsnap to quickly take screenshots and edit for notetaking



3 Edit

Edit to highlight and organize the notes

- Mark photos and make notes instantly
- Organize notes to refine ideas and information
- Take notes offline without without an Internet connection connection
- RSS feeds import with automatic updating
- PDF Import/Export for organizing personal electronic bookstore



4 Share

Share notes for productive communication

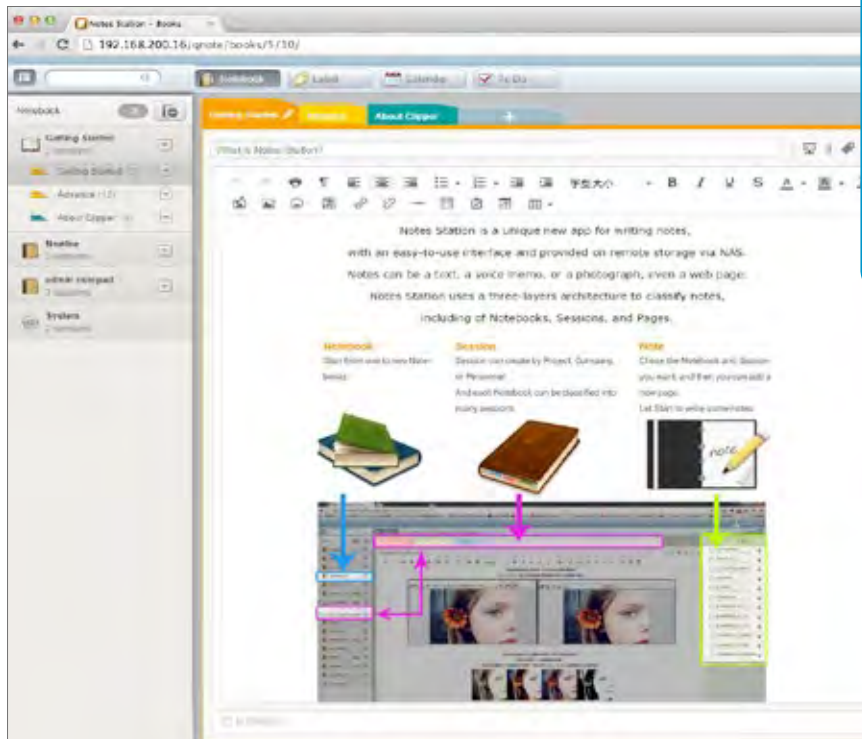
- Invite others to organize the notes collaboratively
- Share notes on social networking sites



4 Tools for Notetaking

Notes Station Web

Notes Station Web offers a web-based notetaking interface and is the core of your data storage and integrates with your mobile apps and browser plug-in. Through a web browser, you can access and edit your notes with a computer from anywhere without the need of any extra software. It's easy and fast!



About Notes Station Web

Minimum Requirements: QTS 4.0 or later
Storage: MySQL

Major features:

- QTS Media Library
- Google calendar synchronization
- To-do lists
- Import from Evernote
- Online image editing



Qnotes APP for Notetaking on the go

Qnotes is a free app available for Android and iOS devices, allowing you to take notes anytime & anywhere.

About Qnotes

Minimum Requirements:
Android devices (Android 4.0 or later)
iPad (iOS 6 or later)

Major features:

- Offline use
- Taking photos & recording audio for notes
- Calendar & to-do list

Visit the App Store or Google Play and search for "Qnotes" to download (The iOS app will be available from Q3 2014)



Notes Station Clipper

Notes Station Clipper helps you to conveniently capture details from web pages.



About Notes Station Clipper

Minimum Requirements:
 Google Chrome 30 or later

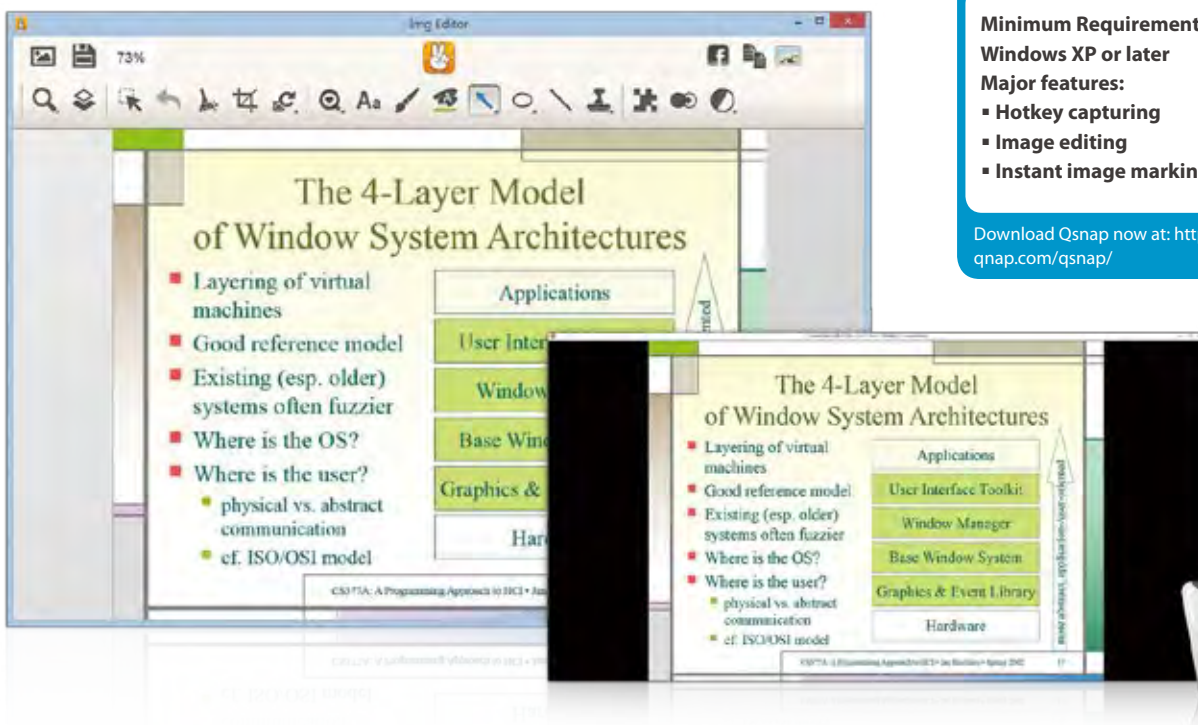
Major features:

- Smart area selection
- Save as simple note
(Remove unnecessary area)
- Save full page as image
- Save Gmail (Including attachments)

Visit the Chrome Web Store and search for "Notes Station" to download

Qsnap

The easiest tool for taking screenshots, marking images and organizing information into images.



About Qsnap

Minimum Requirements:
 Windows XP or later

Major features:

- Hotkey capturing
- Image editing
- Instant image marking

Download Qsnap now at: <http://note.qsnap.com/qsnap/>

Notes Station 2.0: Increase Notetaking Productivity

Import/Export PDF Files

With Notes Station's import function, PDF files can be imported and used in notes - including adding comments and markings to them. Your finished notes can also be exported as PDF files for publishing or backup purposes.



RSS feed Subscription and Auto-updating

RSS feeds are a great way to receive updated news, blog posts, website changes and other information. With Notes Station, you can include them in notes to keep them up-to-date with the latest happenings.

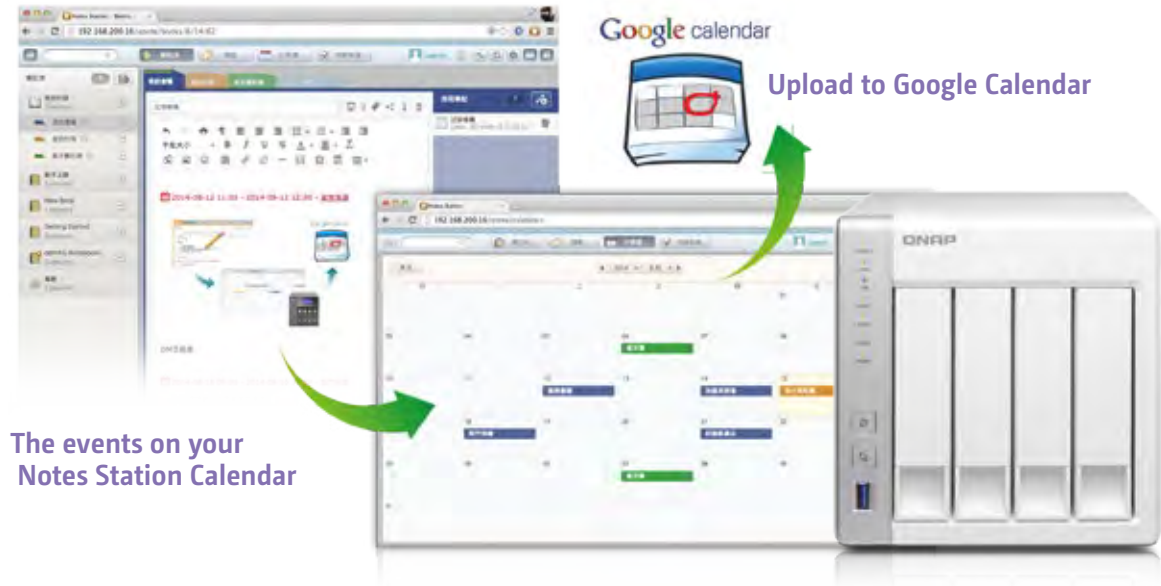
Notes Sharing and Collaboration

Invite your friends or coworkers to use Notes Station to create to-do lists, travel plans, or to organize projects and take minutes. Notes can easily be edited by numerous users, and even shared by using social networks and chat messengers.



Google Calendar Support

Each event created in the Notes Station can be one-click updated into Google Calendar. Handy control for no miss wherever you go !



Smart Snapshot for Version Control

It is to backup specific revisions of your note at different needed version. Each snapshot can be effortlessly restored back the specific version for editing convenience.



Military-grade Encryption

Private and personal notes can be protected from unauthorized access with AES 256-bit encryption. This advanced level of protection ensures that even if leaked or stolen, the notes will be unreadable without the encryption key.



Preview Attachments Online

Notes Station supports Google Office Editing for Docs, Sheets & Slides and Office Online for users to directly open the inserted attachments in Notes Station. For multimedia attachments, Notes Station features built-in multimedia player for previewing all the multimedia attachments instantly without downloading.



Direct Import & Backup from Evernote

Notes Station allows user's existing Evernote notes being directly imported into Notes Station effortlessly. The imported Evernote notes can be re-edited and share again through Notes Station. Furthermore, Notes Station can quickly backup volume of Evernote notes by its supporting enex file format.

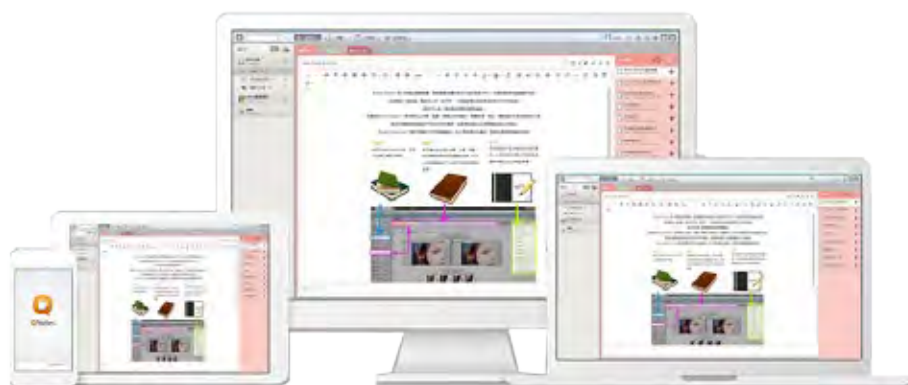


Powerful Editing

Notes Station is capable of advanced editing. You can style the text by changing the size, font, or color. You can also edit inserted images with the built-in photo editor to enrich your content.

Single Workspace for All Notetaking Activity

Notes Station serves as like your "everything" inbox. Its cross-platform support (Web Apps, Mobile Apps), where you really can offload all of your materials, ideas, to do tasks, or other digital items into Notes Station and have it consolidated at one single workplace. With its 3-tier structure (Notebook, Section and Note) that quickly helps in organizing all threads and make it stand out for sharing.



Multimedia Center

QTS Photo Station, Music Station and Video Station provide intuitive user interfaces to simplify multimedia applications and make them more fun. All of the multimedia files are safely stored and classified to be easily shared, even being sharable by social networks.



Photo Station

QTS Photo Station helps you to archive your life and memories by easily managing and quickly sharing photos. The unique Private Collections safeguard your private photos with the highest level of protection.

Centralized management

No matter by drag-n-drop uploading or by Qsync synchronization, all of your photos (including RAW) can be centrally managed via the Photo Station.

Edit photo information

Add labels and descriptions to your photos for easy searching, even for photos taken by non-digital cameras. Conveniently select multiple photos and manually edit the date taken, making your precious photos part of the timeline too.

Review photos on Google Maps

Retrace the your steps of your photos by using geo-tagging to pinpoint the location of each photo on Google Maps. In each photo album, you can review the history of your photos on Google Maps to rediscover your path around the world.

Preview by video thumbnails

You can quickly identify videos without opening them by using the dynamic thumbnails.

Private collection

You can create albums in the "Private Collection" to archive private photos. Whenever accessing the private albums, the user account and password are required. Your private photos and videos are well protected.

Play by slideshows

View photos using slideshows with dazzling transition effects. Turn on background music to add more fun while enjoying the photos.

Group photo sharing

Just arrange sub-folders in the Qsync folder as Team Folders, and when you move photos to the Team Folders, people with access rights to the Team Folders can browse them in their Photo Station.



Install the Qphoto mobile app to enjoy photos and to share your favorite moments anytime, anywhere.





Music Station

Build a home music center easily and enjoy your music collection on the go. Your Turbo NAS is your music center in the cloud.

Organize huge music collection

You have four ways to browse your music collection. Create up to 200 playlists and rate your favorite songs. The highest-rated titles will be added to your "My Favorites" collection.

Personal music cloud

The Music Station is a personal music cloud that allows you to play all of the music stored on your Turbo NAS via the internet to your PC and mobile devices.



Sing along with lyrics

You can enter the lyrics of each song, and feel free to sing out loud when listening to your music collection on the Turbo NAS.

Thousands of Internet radio stations

With the built-in Tuneln radio, you can listen to thousands of local and global online radio programs. You can also manually add new radio stations.

Share your taste of music

Simply choose the music you want to share and enjoy the flexibility of being able to share it via email, instant messengers, a download link, or social networks.

Audio output

Want to enjoy the music on the Turbo NAS with a USB speaker or sound card/DAC? Just set the "NAS audio output" and enjoy the fantastic music playing.



The free Qmusic mobile app allows you to listen to your music collection on the Turbo NAS anytime and anywhere. Scan the QR Code to download!



Available on the App Store



Available on Google play





Video Station

The Video Station is your personal video library with various friendly functions to enhance your video experience. Organizing your video collection becomes much easier, and sharing videos more fun!



Archive personal video collection

The Video Station is great for archiving and playing your personal video collection online. Just upload videos, and the Video Station will smoothly play the video with an appropriate resolution according to the available bandwidth.

Movie information sourcing

You can right click on videos classified as movies, and get cast & credits information from the Internet. You can also manually modify the movie title to re-obtain the movie information.

Organize by tags and labels

Use video tags to efficiently manage your video collection using words, rating, and color labels. It is also convenient to sort videos by categories and labels. Archiving and browsing your personal video collection online is easy.



Smart collection

You can create a smart collection of videos that match your predefined criteria such as names and ratings. Smart collections automatically collect videos with the same criteria, making it easier to find the videos you want to watch.

Easily classify your videos

You can classify your videos into categories such as home videos, movies, TV shows, and music videos. You can also manually adjust the classification of individual videos.

Display subtitles

Add subtitles to a video when watching the video to improve your viewing experience.



More fun with sharing

Sharing is easy on the Video Station. Simply choose the video and share via email, instant messengers, a download link, or social networks.



With Qvideo, you can watch videos with mobile devices on the go.



Home Theater Entertainment

You can enjoy the multimedia content on your Turbo NAS with a TV, using AirPlay, DLNA using AirPlay and DLNA.



AirPlay

AirPlay

You can use the Qfile app on an iOS device to browse videos and photos stored on the Turbo NAS and play on the TV via AirPlay-enabled devices such as Apple TV.

QAirplay

Available in the QTS App Center, QAirplay allows you to stream your media content directly via Apple TV. The media contents are streaming on Apple TV, bypassing your mobile device, thus saving your mobile device's battery power.



Chromecast

Qvideo supports media streaming to Chromecast devices. You can stream multimedia files from your Turbo NAS to your TV.



DLNA

Use DLNA to watch the movies stored on your Turbo NAS via compatible devices such as Smart TVs, video game consoles and media players.



Download Station



Centralized Download Station

Automated download center for 24/7 operation



Let the Turbo NAS download for you

Once you finish setting up download tasks, just turn off your computer and they will keep downloading to the Turbo NAS until they are finished.

Powerful BT search engine

Easily find and add files to your download list with the built-in search engine.

Supports multiple download methods

Supports downloading from BT, PT, Magnet, FTP/FTPS, HTTP/HTTPS and RSS.



QGet for Remote Download Tasks Management

You can manage your download tasks even when you are away from home. QGet is available for Windows and Mac computers, and can connect to more than one Turbo NAS to search, add, remove or watch BT download through the Internet. QGet supports drag-and-drop adding of torrent files, HTTP or FTP URL to the software interface for conveniently adding tasks.



Install the Qget mobile app to easily search download sources, download contents to the Turbo NAS, and manage download tasks on Android devices.



HappyGet

Easily back up online videos

HappyGet is a third-party app available in the QTS App Center that allows you to back up YouTube and Vimeo videos as well as photos from Facebook to your Turbo NAS.

Download an entire playlist in just one click

As playlists on video sharing sites can contain multiple videos, instead of clicking on them one-by-one you can easily download all of them with just a single click.

Music playlist playback

HappyGet supports music playlists. The playlist of music archived through HappyGet is provided immediately for easy overview and playback. You can also conveniently download the files from the playlist to the computer.

Ringtone editing

HappyGet includes the easy-to-use HappyCut function where you choose a song, cut it to a preferred length/section and create a ringtone for your phone.



QTS 4.1 OS

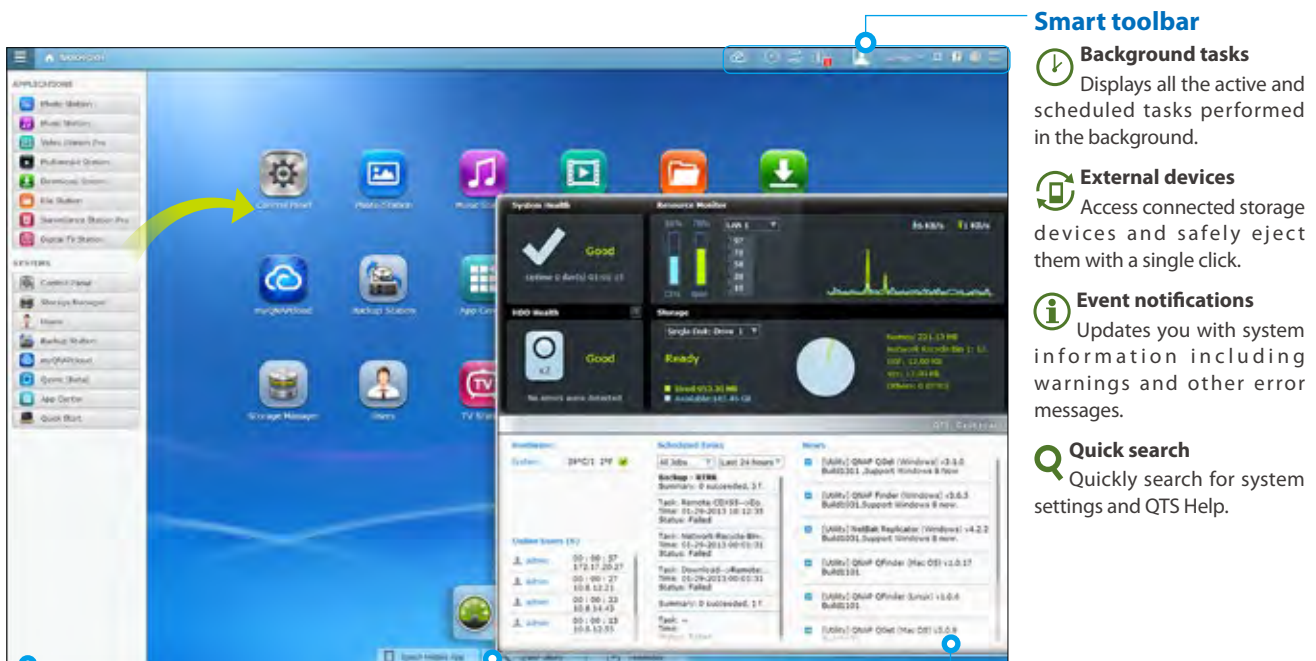
Intuitive & Simple

Based on Linux, QTS is designed to be simple and flexible while centralizing multiple applications efficiently in the App Center.

- Multi-Window: Simultaneous multi-window operation for easy usage.
- Multi-Task: Improve work efficiency by performing multiple tasks at the same time.
- Multi-Device: Synchronize across multiple devices anytime, anywhere.
- Multi-App: Use a range of easy-to-manage apps and download more as needed.
- Multi-Scenario: Customize your own cloud platform with multiple applications."

Intelligent Desktop

QTS 4.1's intelligent desktop offers an intuitive, sleek, and easy-to-follow graphic user interface that simplifies your Turbo NAS experience. It allows you to open multiple application windows and simultaneously run multiple tasks. Application windows can be minimized to the toolbar to allow you to see an overview of the opened applications and switch between running applications.



Smart toolbar

Background tasks
Displays all the active and scheduled tasks performed in the background.

External devices
Access connected storage devices and safely eject them with a single click.

Event notifications
Updates you with system information including warnings and other error messages.

Quick search
Quickly search for system settings and QTS Help.

Main menu

All of your applications, system preferences, and additional apps installed from the App Center are neatly presented for you to quickly find your desired app. Drag and drop frequently used icons to the desktop as shortcuts for easier access.

Multiple desktops

The extended desktop workspace is specifically designed to improve your productivity. You can move apps to different desktops according to their category and freely switch between them.

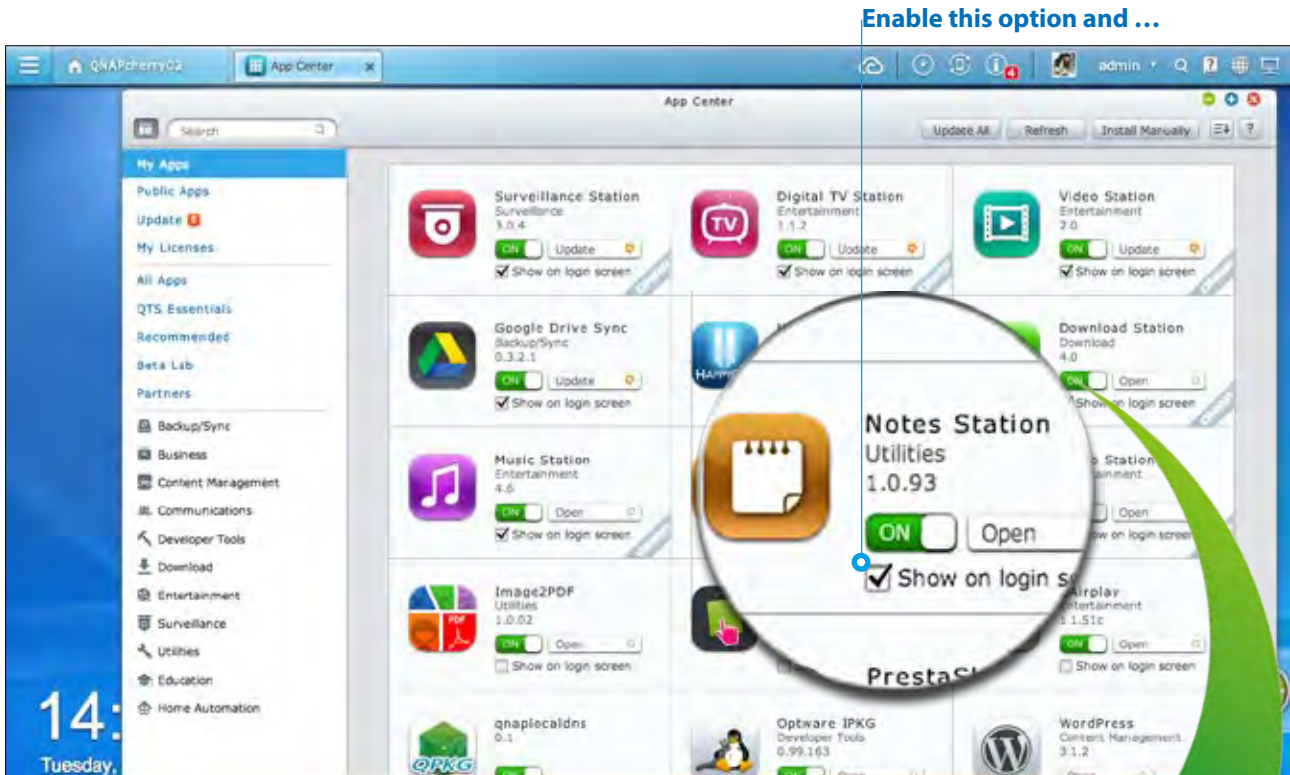
Smart dashboard

In just one click the smart dashboard presents all the important system information in a single panel. Drag any status to the desktop for constant monitoring.

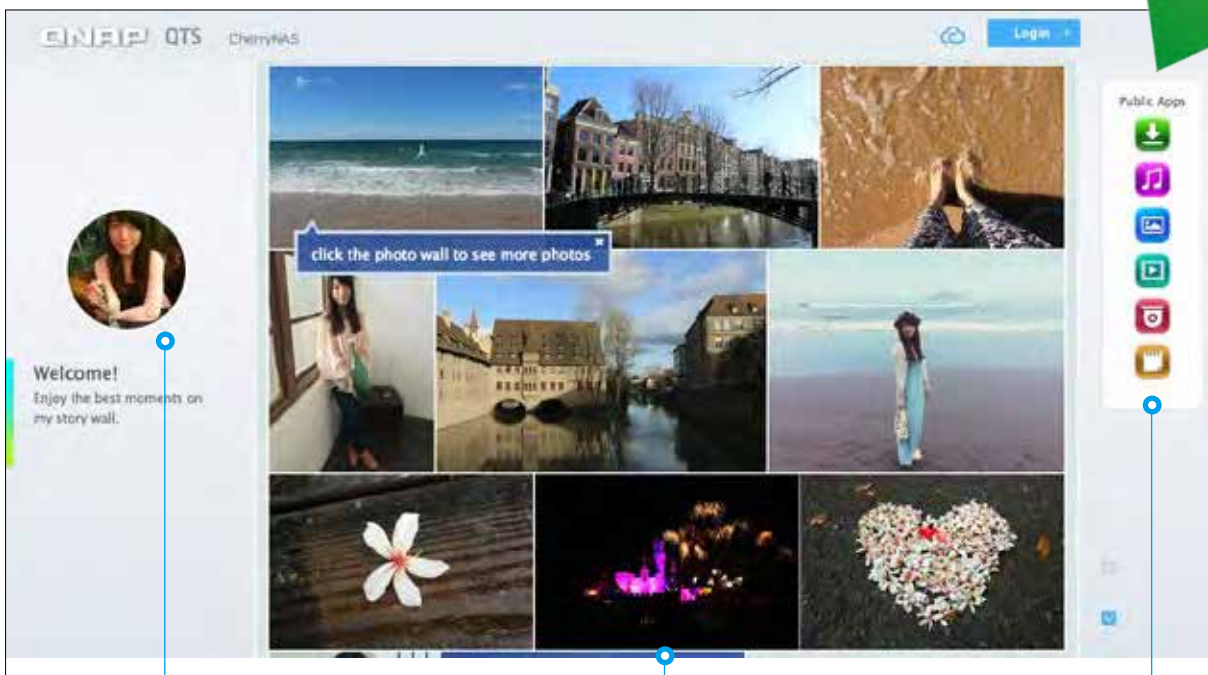
Customized Login Page

Public Photo Wall and App Shortcuts on the Login Page

Customize the photo wall based on your company image and display it on the login page. Each app has its own shortcut that you can place on the login page to allow direct access without the need to log into QTS first.



Display the app shortcut on the login page



App shortcuts become available

Customized admin photo

Public photo wall

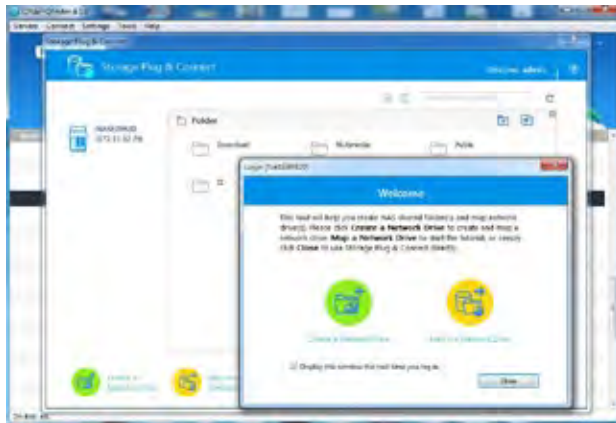
NAS Connection and Network Settings



Qfinder

Instant connection and NAS setup

Qfinder is a utility for Windows, Mac, and Linux that lets you quickly find and access the Turbo NAS over LAN. Install Qfinder on your computer, open it, and double click your Turbo NAS name and the login page is ready for you.



Easy access to NAS with Storage Plug & Connect

The Windows version of Qfinder provides a convenient way to connect to the Turbo NAS and map a network drive or virtual disk. By creating a shared folder on the Turbo NAS and mapping it as a network drive, you can use it as if it were a local drive on your computer.

Network settings - dual LAN ports supported*


The x31+ series support multiple port-trunking modes, enabling administrators to set up link aggregation to increase total data transmission capability. Failover and dual IP are also supported to ensure continuous system operations. The supported port-trunking modes include: Balance-rr (Round-Robin), Active Backup, Balance XOR, Broadcast, IEEE 802.3ad, Balance-tlb (Adaptive Transmit Load Balancing) and Balance-alb (Adaptive Load Balancing).



* This feature is only available for TS-431+, TS-231+, TS-431, and TS-231.

Convenient internet access with USB Wi-Fi dongle


The Turbo NAS supports USB Wi-Fi dongles, allowing it to be used in places without Ethernet connectivity.



Latest, fastest 802.11ac Wi-Fi technology

The TS-x31+ series supports the latest 802.11ac Wi-Fi standard and can use a USB 2.4GHz / 5GHz 802.11ac dual band Wi-Fi dongle. With up to a whopping 867Mbps* speeds, this new standard is almost 3 times faster than the traditional 802.11n, allowing the Turbo NAS to stream high-quality videos, transfer large batches of data, and other bandwidth-intensive tasks.

* 802.11ac is only supported on TS-x31+ and TS-x31 series.



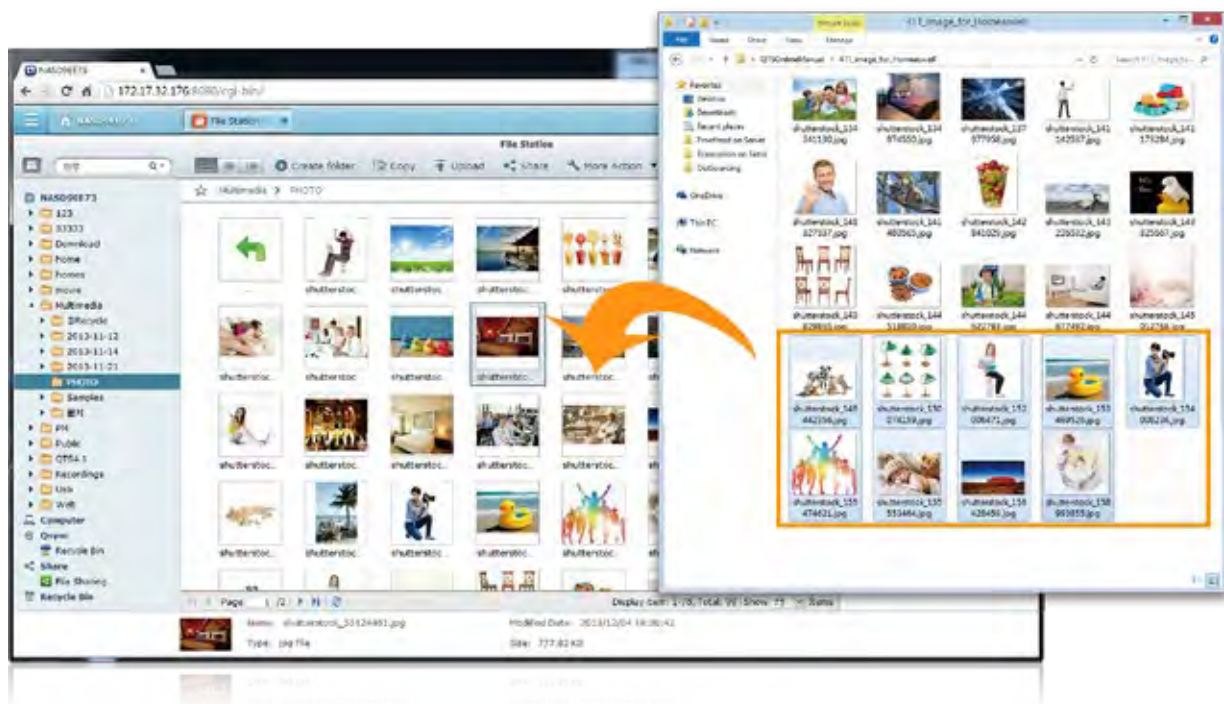
WEP/WPA/WPA2 encryption technologies are supported to ensure strong data protection for the Turbo NAS.

File Management



File Station

With File Station, conventional file operations performed on the computer desktop are now available in your web browser. Easily manage, upload, download and share files and also enjoy media playback anywhere with a web browser.



File upload

Easily upload the files to your Turbo NAS by dragging and dropping them into File Station.

Mutual file sharing

You can easily share multiple files in a shared folder with friends via a Share Link. By activating the file upload function, your friends will be granted the privilege to upload files to your File Station without requiring a user account. You can even set an expiration time for shared files.

Photo slideshow

Right-click on selected photos to play a smooth slideshow.

Media streaming & playing

File Station supports VLC for multimedia streaming. Just click on your photos, music and videos to directly play them. The slideshow display helps gather media files in an organized manner for you to preview and play.



Advanced quick search

File Station provides smart filters for file searching and browsing by file size, modified date, file name, and so on. Pop-up thumbnails enable you to quickly & clearly preview files. File browsing is more intuitive with File Station.



Recycle bin

The recycle bin helps retrieve files that have been accidentally deleted. It is categorized by shared folders to increase file retrieval efficiency.

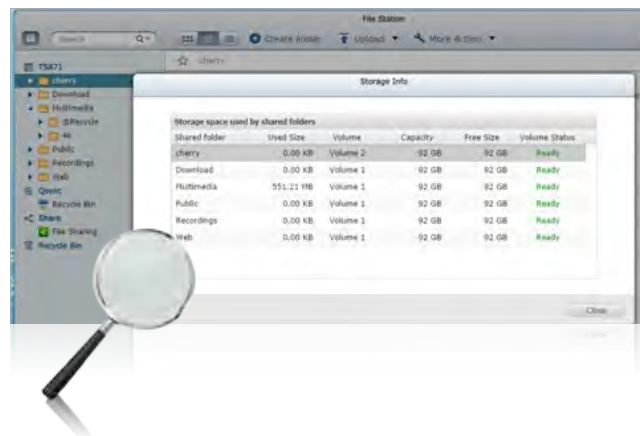


Photo thumbnails preview

File Station makes file management easier by showing thumbnails of photos, music and videos.

A detailed view of the designated volume and space usage of the shared folders

The updated user interface of QTS File Station provides a detailed view of the designated volume and space usage of the shared folders to assist you manage space utilization.



Compress/Extract multiple files

If you need extra space you can easily compress files & folders into a Zip file. You can also easily unzip files straight to File Station.



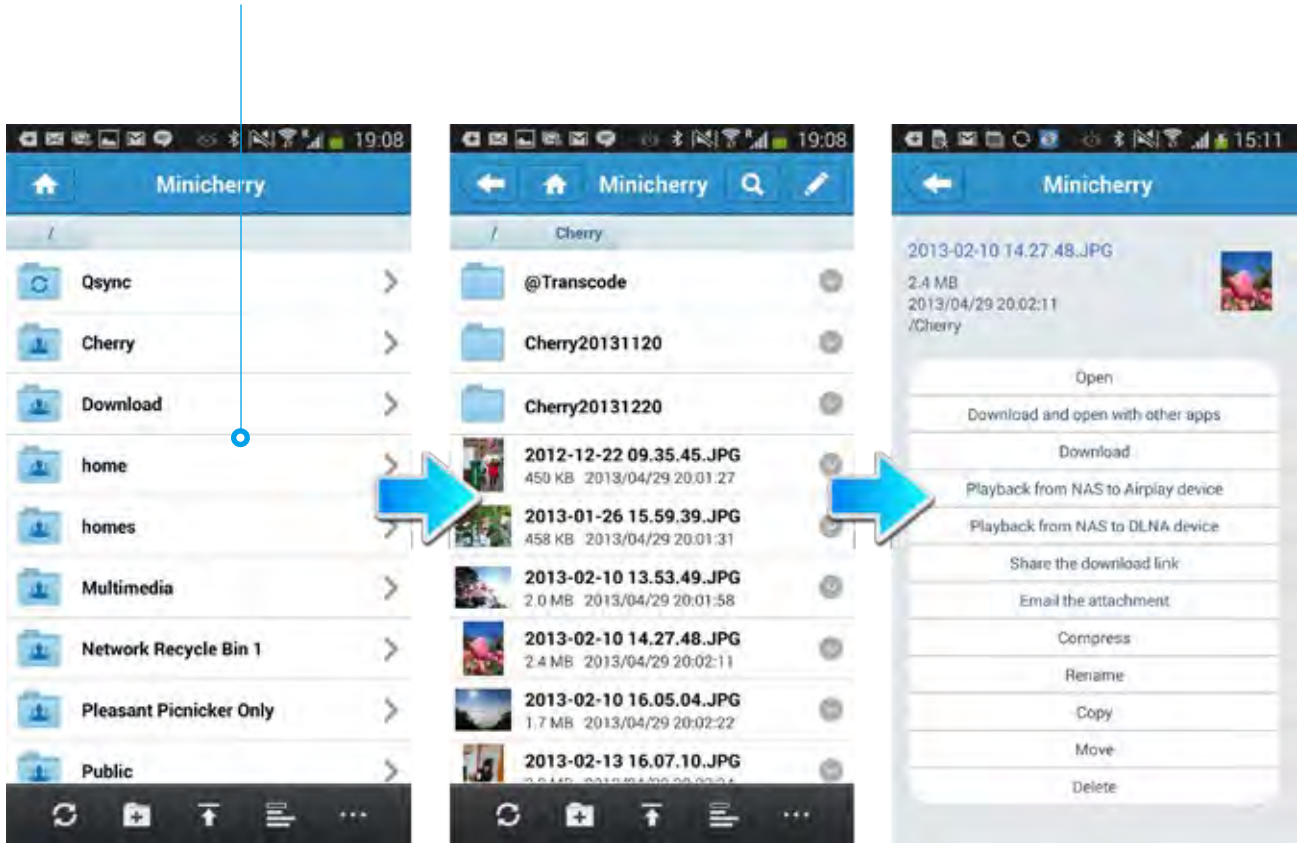


Qfile: Share Files with Mobile Devices

You can install the Qfile app on your mobile device to browse and manage files stored on your Turbo NAS anytime, anywhere.

Access from anywhere

Open Qfile on your mobile device to browse files on the Turbo NAS. You can open or share files, and easily rename, copy, move, download any selected files.

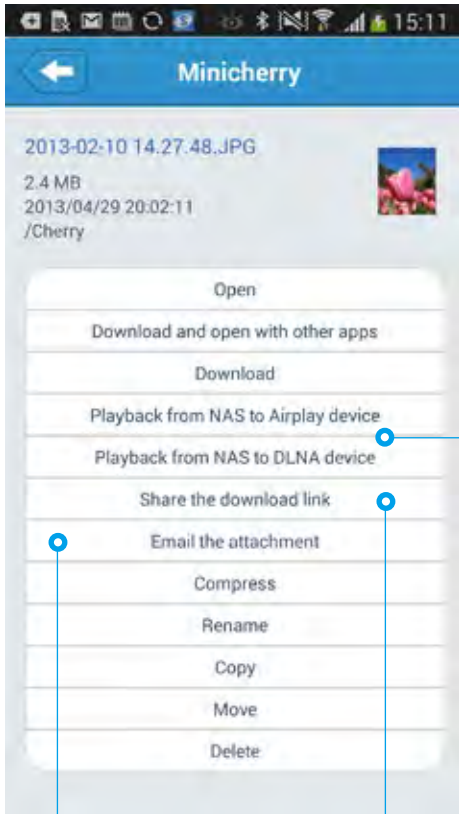


Qfile will download the file to your mobile device and send it via the device's email function. This file cannot exceed 20MB, so please ensure there is enough free space on your device to save the file.



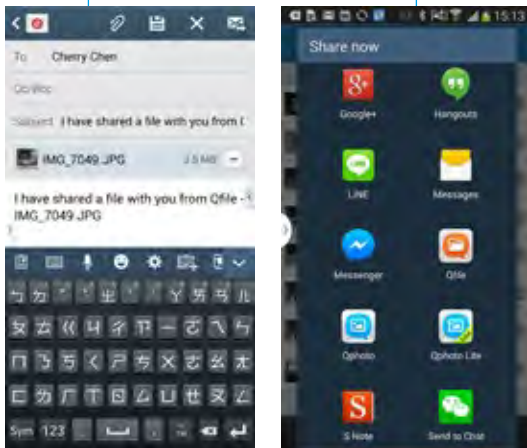
Install Qfile on your mobile device to browse and manage files stored on your Turbo NAS anytime, anywhere.





Stream multimedia contents

Use Qfile to stream multimedia content to AirPlay or DLNA-compatible devices.



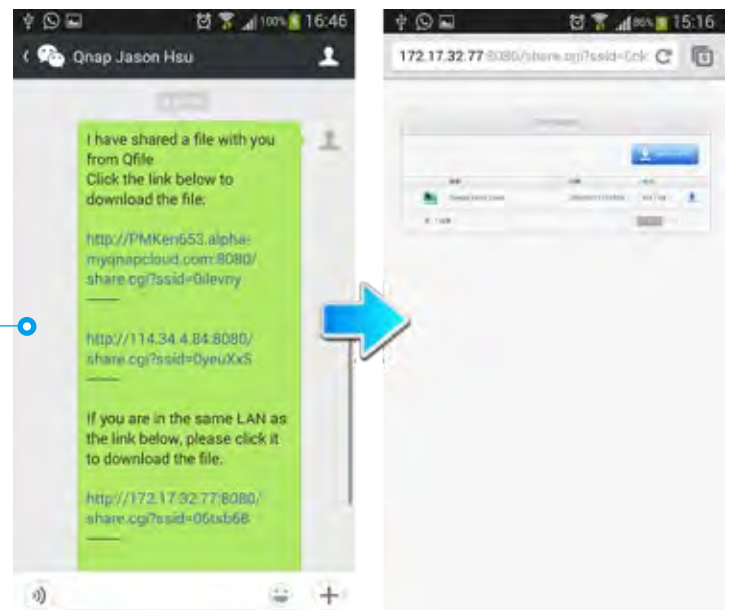
Share files instantly

Qfile provides various ways for instant file sharing, including email or SMS.

Qfile also provides Share Links to easily share large files. You can paste the Share Link on instant messengers and social networks to share files with others.

Upload photos automatically

Use the Auto-upload function to upload your photos to your Turbo NAS to safeguard your valuable memories. Furthermore, you can browse and play media files stored on the Turbo NAS with QNAP's mobile apps regardless of the capacity of your mobile devices.





Qsync: A Powerful Utility for File Synchronization in Personal Applications

Public cloud files synchronization services allow family members to share large multimedia files, but comes with certain drawbacks:

1. **Security:** there is the possibility of data on public cloud services being hacked, leaked or intercepted.
2. **Cost:** the greater the size of your data storage needs, the greater the cost of the service (US\$9.99 per month for 1TB storage space on Google Drive.)

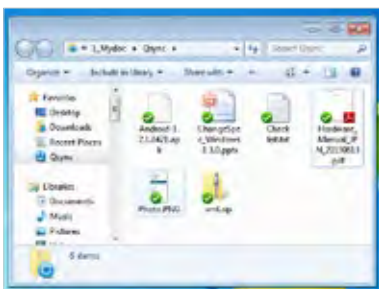
With Qsync on Turbo NAS, you can create a Google Drive like private cloud with a large storage capacity to fulfill your needs. Any files added to the Qsync folder will be accessible across multiple devices, and synchronized with different work groups flexibly and effortlessly. With no additional costs or storage limits, Qsync can centralize files from different family members and help them share their files anytime, anywhere.



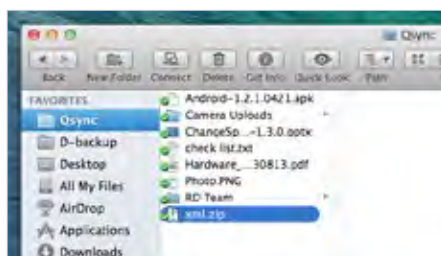
7 reasons why you need Qsync

1. Cross-device synchronization

Qsync turns your Turbo NAS into a safe data center for file synchronization. Every file uploaded to the Qsync folder is made available to multiple devices including computers, laptops and mobile devices. When you are away on a business trip, Qsync ensures that the most up-to-date files are accessible on all linked devices and reduces your need to rely on USB storage to carry files and on emails to get the latest files.



Synchronize with Windows



Synchronize with Mac



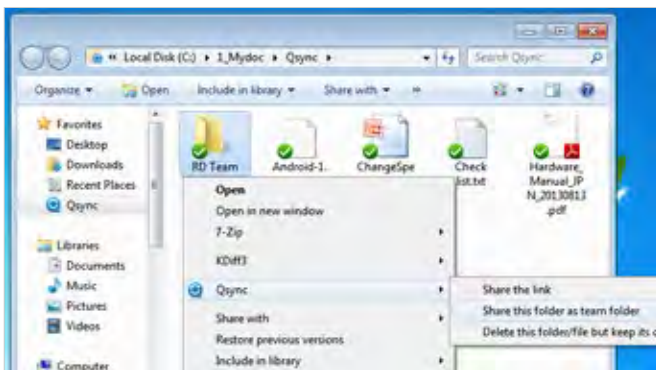
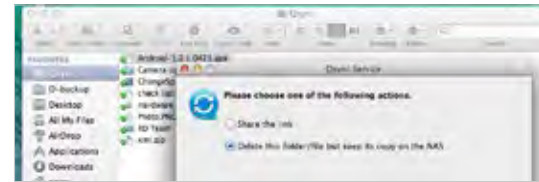
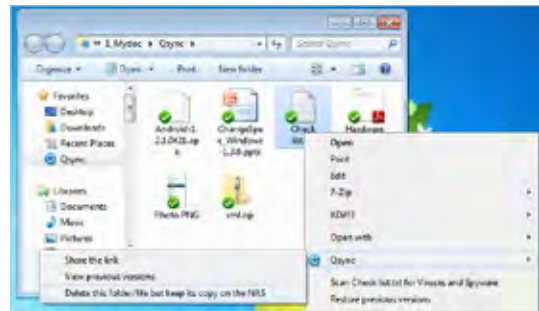
Synchronize with iPhone/Android smartphones via Qfile. Synchronize with iPad via Qfile HD

2. Intelligent offline editing

You can edit your files offline and once your device is online, Qsync will automatically sync them. This offline editing feature ensures your files are protected without any information loss.

3. Flexible synchronization methods

Qsync has many sync settings to prevent taking up significant storage space on your computer. With both Full Sync and Smart Sync options, you can choose to synchronize all the files in the Qsync folder or you can enable the Smart Sync option to remove local files without affecting the centralized files stored on your Turbo NAS.



4. Share files & folders more efficiently

You can create sub-folders within the Qsync folder, share each with different family members, and everyone with the same sub-folder is always kept up-to-date with the latest files. All your files are shared via drag-and-drop. With Qsync, your Turbo NAS becomes an aggregative data center and greatly enhances your work flexibility.

5. Auto-upload from mobile devices

"You can enable the auto-upload option on the Qfile mobile app and automatically sync your files to multiple devices. Your meeting minutes, notes, and seminar recaps will be automatically uploaded and synchronized as well.



6. Integrated version controls protect against accidental deletion

The Turbo NAS will retain up to 64 versions of files when they are modified, allowing you to retrieve a specific previous version at any time. Even if you have accidentally deleted the file you can restore previous versions from the recycle bin. With capacity-efficient restoration, the reserved version only keeps the changes made to the file and assists in optimizing your storage space.

7. High security

Qsync can create a private cloud within your intranet and benefit from your existing secure network environment. The Turbo NAS also supports HTTPS to create a safer and more reliable home network environment.

myQNAPcloud Connection



myQNAPcloud Connection

With the myQNAPcloud service it is easy to create a personal/private cloud for enjoying your Turbo NAS services safely and conveniently.



myQNAPcloud ID (QID)

Access your Turbo NAS by signing into the myQNAPcloud portal (www.myqnapcloud.com) with your "QID": a unique ID for you to access your Turbo NAS and securely share your private data and files.

Publish and share

myQNAPcloud is an easy-to-setup service that simplifies the steps in publishing Turbo NAS content over the Internet. On QTS myQNAPcloud, you can select numerous web-based Turbo NAS services, such as Photo Station, Music Station, and File Station to be published to the myQNAPcloud.com website. Likewise, you can easily view friends' public services on the myQNAPcloud.com website too.

Web-based file management

The myQNAPcloud portal allows you to manage multiple Turbo NAS units in one place. With the easy-to-use management interface, you can simply download, move, and copy files on your Turbo NAS, lessening the difficulty in accessing multiple Turbo NAS servers. All you need is to sign into myQNAPcloud.

Trustworthy file protection

To ensure the security of remote access service, myQNAPcloud strengthens keys on SSL Certificates to 2048-bits. The files on the Turbo NAS are 100% under the NAS owner's control.



myQNAPcloud Connect

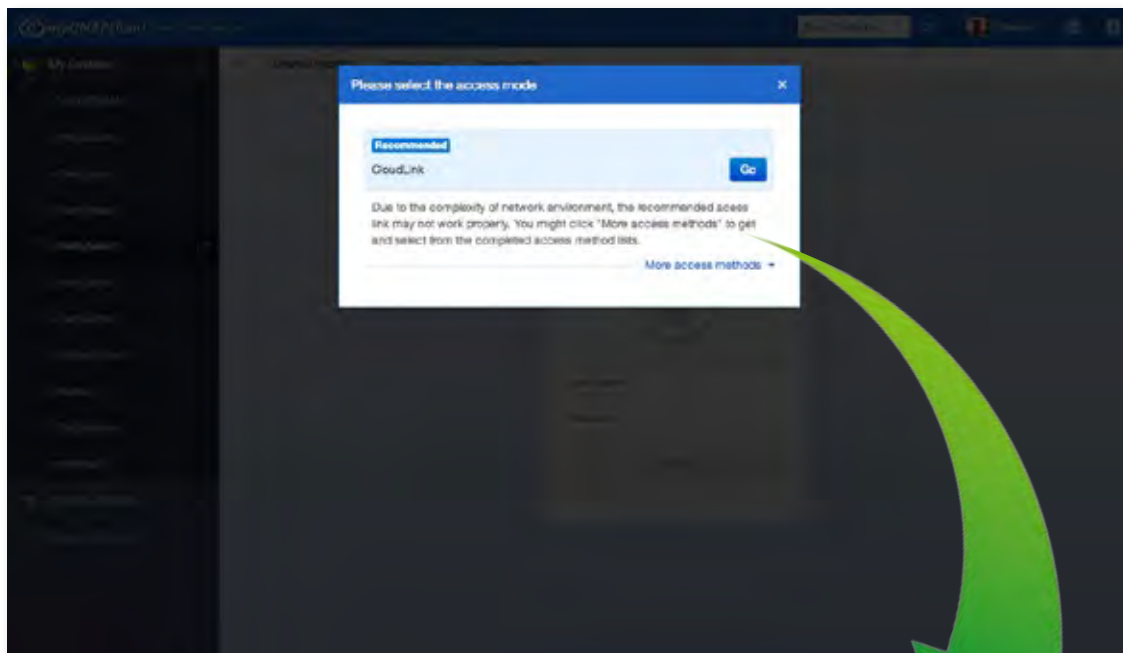
myQNAPcloud Connect application is designed for Windows PC users. By installing myQNAPcloud Connect, users are able to connect to the Turbo NAS and easily manage files by dragging-and-dropping within Windows Explorer.





CloudLink for Easy Remote Access

myQNAPcloud features the new CloudLink App (QPKG) for an easier remote access experience. Without any complex router settings, all you need to do is install the app and login with your myQNAPcloud ID (QID), then you can access to your Turbo NAS through the myQNAPcloud.com website. CloudLink will automatically choose the best way to connect based on your network environment. CloudLink supports access to the Turbo NAS via mobile devices with the Qfile/ Qmanager apps or via PCs with the Qsync utility. Visit the QNAP App Center to download the CloudLink App (QPKG), and experience the new myQNAPcloud Smart Link remote access service.



Automatically choose the connection method



File Backup/Disaster Recovery

QTS allows data on PCs, servers, virtual machines, and external drives to be backed up to the Turbo NAS and provides disaster recovery solutions to back up data on the Turbo NAS to external devices and remote servers.

Backup Center

Backup from computer to NAS

PC backup

Windows users can install the free QNAP NetBak Replicator utility to back up files from Windows PC. Entire disk drives, documents, pictures, music, videos, fonts, emails, and more can be backed up to one or more Turbo NAS units.

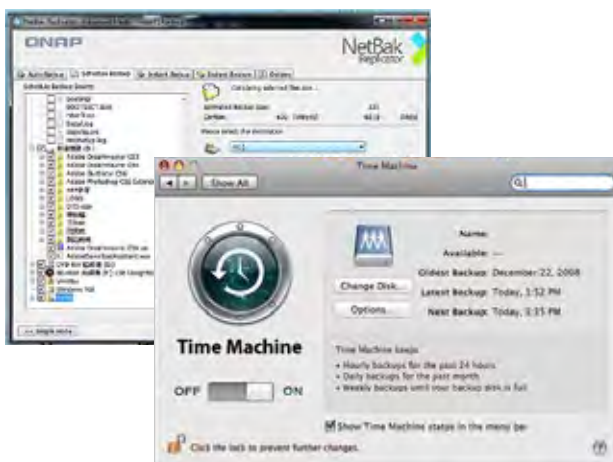
With a few clicks you can set up real-time, scheduled or automatic backup tasks. You can set the power off after the backup is finished to save energy, filter unwanted files, and receive email notifications of when the backup finishes.

Time Machine

Mac users can use Time Machine to back up data to the Turbo NAS. You only need to set the Turbo NAS as the backup destination on the Time Machine management page and it's ready to go.

Third-party backup software

QTS is compatible with various renowned backup solutions including Acronis® True Image, Symantec® Backup Exec, and more. Users that use this software can immediately back up data from other sources to the Turbo NAS.



Disaster Recovery

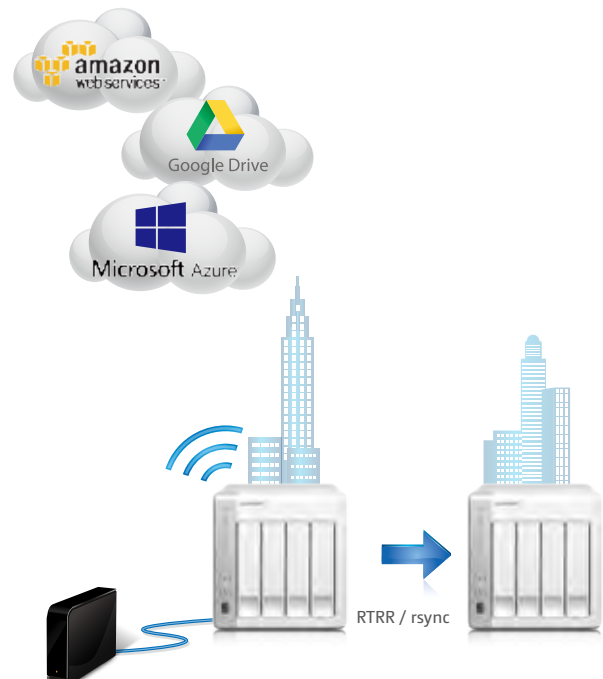
Back up to remote server via Rsync / RTRR

Use the rsync protocol to execute scheduled backup to remote rsync server

Use RTRR (Real-Time Remote Replication) services for real time data backup to a remote Turbo NAS or FTP server.

Backup to cloud storage

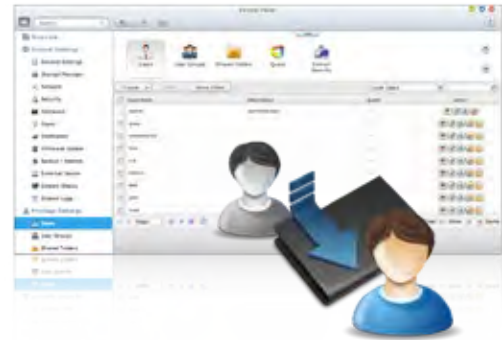
Users can back up the data from the Turbo NAS to online cloud storage services including Amazon® S3, Amazon Glacier, Microsoft® Azure, and Google Drive, and restore the data to your Turbo NAS at anytime.



Data Security

Privilege Settings

You can create multiple user accounts and shared folders, and set user permissions for accessible shared folders with the support of system privilege settings and ACL advanced folder permissions.



Storage Manager

RAID configuration and management

The Turbo NAS supports comprehensive RAID configurations for better data protection. Based on the number of hard drives installed, administrators can choose from RAID 0, 1, 5, 6, 10, 5+hot spare configurations. After considering needs for performance, available space and redundancy, administrators can choose the most appropriate RAID configuration for their Turbo NAS.



RAID 1

RAID 5

RAID volume expansion

The Turbo NAS makes RAID volume expansion convenient and easy. At initial setup, administrators can create RAID volumes by using small-sized hard drives, and replace the hard drives with larger ones anytime as the RAID volume expansion can be done easily with the Turbo NAS. All the actions of expanding the volume capacity can be done online, without turning off the server and with all the data retained.

Storage Pool*

IT administrators can aggregate multiple RAID groups as a big storage pool to flexibly utilize the storage capacity as a whole, protected with data redundancy and allowing better data protection against multiple disks failure concurrently for large capacity environment. Now, multiple volumes can be created on the Storage Pool to provide flexible deployment.



*Available for TS-431+ and TS-231+



You can install the Qmanager app on your mobile devices to conveniently manage & monitor your Turbo NAS anytime, anywhere.



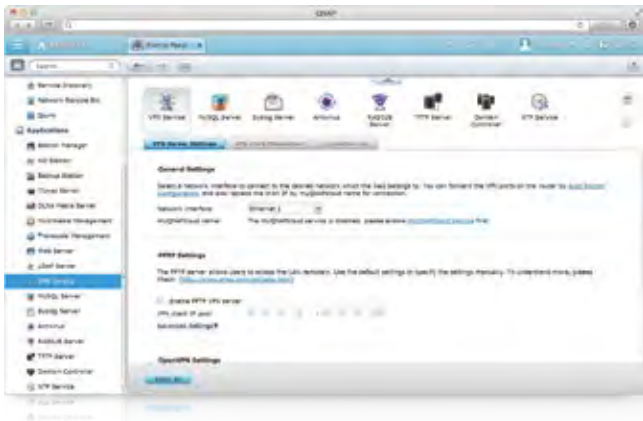
Available on the App Store

Google play



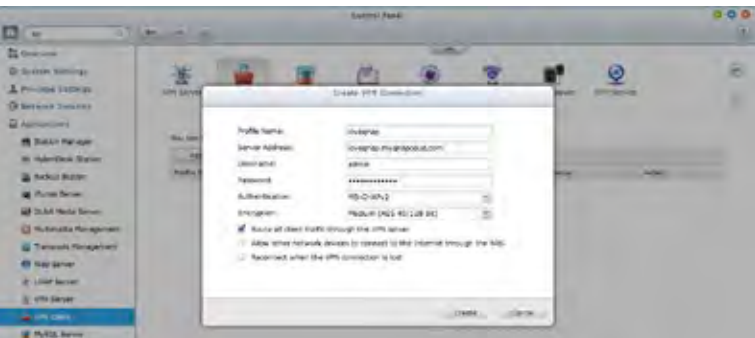
Anti-interception VPN Server

QTS supports VPN Server, with VPN connections secured with up to 256-bit encryption. It is easy to configure and is seamlessly integrated with the QNAP myQNAPcloud service and Auto Router Configuration. Complicated port forwarding settings for PPTP and OpenVPN are therefore simplified.



VPN Client

QTS supports VPN Clients with PPTP/Open VPN support, allowing a Turbo NAS outside the company's Intranet to connect to the VPN Server in the company. It increases the security of data transmission when transferring files between Turbo NAS units.



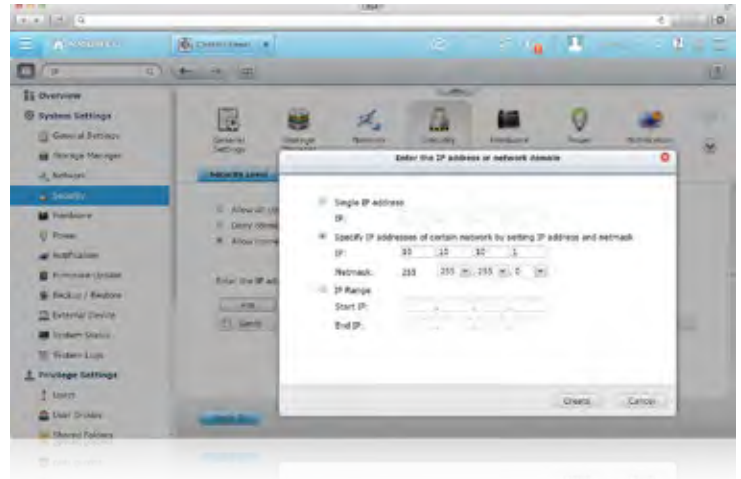
Anti-virus Virus scan

QTS comes with the ClamAV antivirus toolkit to defend against viruses, malware, worms, and trojans. With continuous free virus database updates it assists in ensuring continuous business operations. It is possible to send automatic email notifications when antivirus scans are complete or if a virus is detected.

Anti-hacking

IP blocking

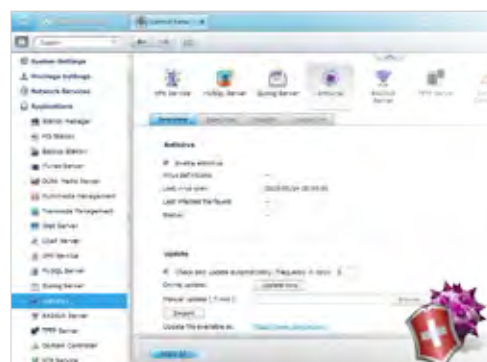
IT administrators can set up IP address black & white lists to grant proper access from different users to the Turbo NAS. It operates as a policy-based automatic IP block by enabling the network access protection command.



Anti-theft

Hard drive encryption

QTS supports up to AES 256-bit encryption for internal drives and external USB/eSATA drives, and adopts a military-level FIPS 140-2 validated encryption, which is considered to be the highest security certification.



USB Device Connecting & Printing Management

Convenient USB one-touch-copy

No PC is required to save your data on USB devices to the Turbo NAS. With a convenient front-panel USB port, the Turbo NAS allows you to connect USB-based hard drives, cameras, smartphones and other devices and with a single tap of the "Copy" button will to instantly back up their data to the Turbo NAS. If you take photos and back them up every day, this feature is rather useful and will save your precious time compared to the previous PC-based methods.

Access, import or backup files from external device

You can easily import and access files by connecting external drives or card readers to the Turbo NAS via the eSATA and USB ports. The external hard drive backup supports multiple backup tasks, email notifications, and scheduling, giving IT administrators more flexibility to arrange data backup. With the support for EXT3, EXT4, FAT32, HFS+, and NTFS-based drives, the Turbo NAS has near-universal support for backing up data from devices formatted in Windows, Linux and Mac.

No PC is required to save your data on USB devices to the Turbo NAS. With a convenient front-panel USB port, the Turbo NAS allows you to connect USB-based hard drives, cameras, smartphones and other devices and with a single tap of the "Copy" button will to instantly back up their data to the Turbo NAS. If you take photos and back them up every day, this feature is rather useful and will save your precious time compared to the previous PC-based methods.

In addition, the Turbo NAS is compatible with various renowned backup software including Acronis® True Image, CA® ARCserve Backup, Retrospect®, Symantec® Backup Exec, LaCie® SilverKeeper and more. Companies that have already adopted this backup software can immediately back up Turbo NAS data to external drives.



Save and back up photos and videos with Smart Import

Smart Import™ is right for you to save and back up photos and videos frequently. Just connect your digital camera to the USB port on the front of the Turbo NAS, and all the photos and videos will be imported automatically in a newly created folder named "Smart Import".



USB printer server

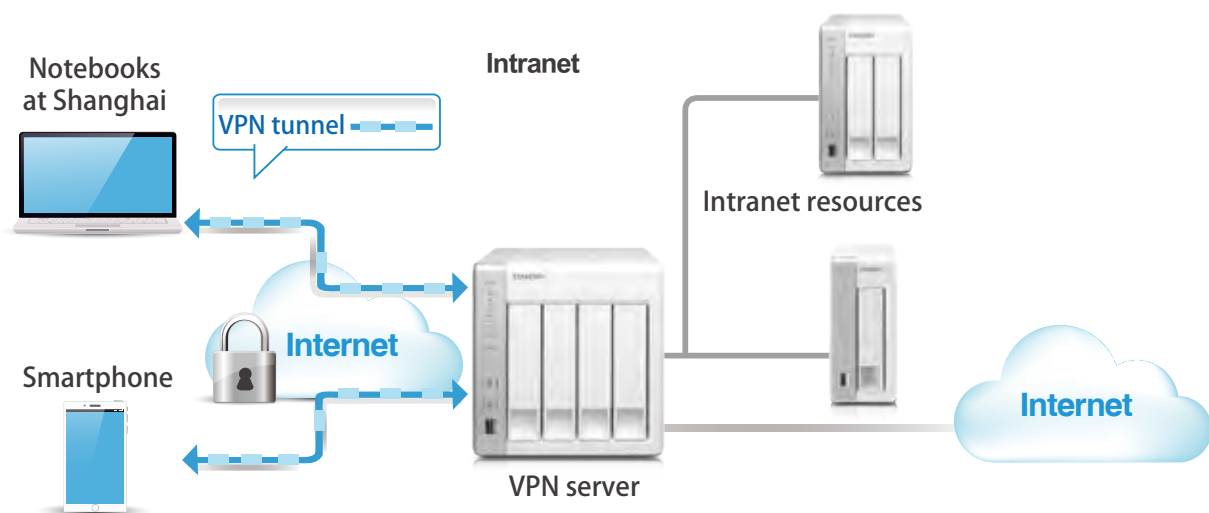
By connecting a compatible USB printer to the Turbo NAS, family members can instantly share the printer over the network, avoiding the complicated process of copying files around the home just to print them out with the printer connected to a dedicated computer. The Turbo NAS supports IPP (Internet Printing Protocol), Samba, print job management, and Bonjour printing on Mac OS X.

VPN + Proxy Server: the Best Solution for File Access Safety

Virtual private network (VPN)

Virtual private network (VPN) offers secure connections to access network resources and services across a public network. VPN offers a convenient solution for NAS users to build end-to-end encrypted tunnels to your Turbo NAS. Thus, you family and you can securely access the files on your Turbo NAS or browse the Internet through the VPN service.

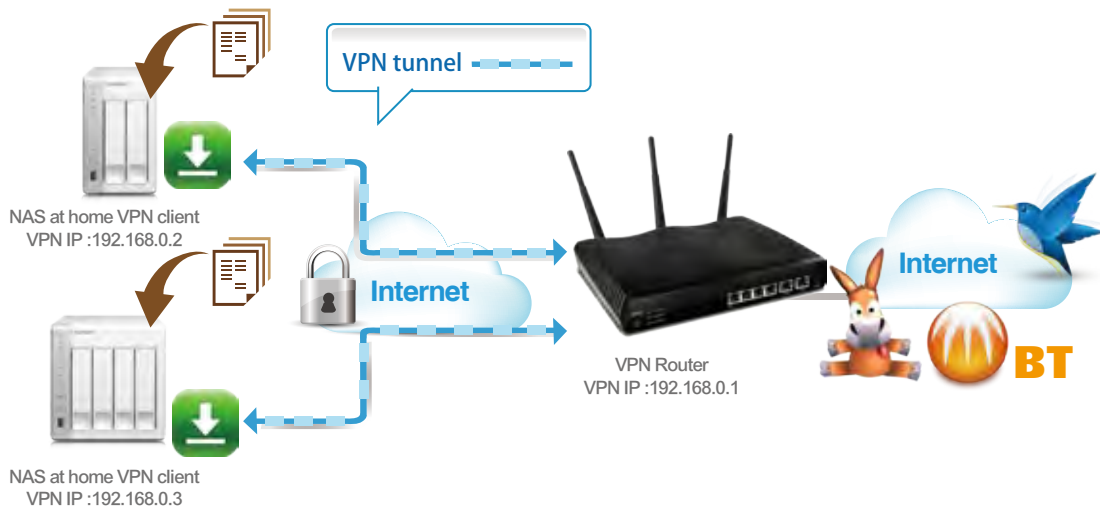
Turbo NAS as a VPN server



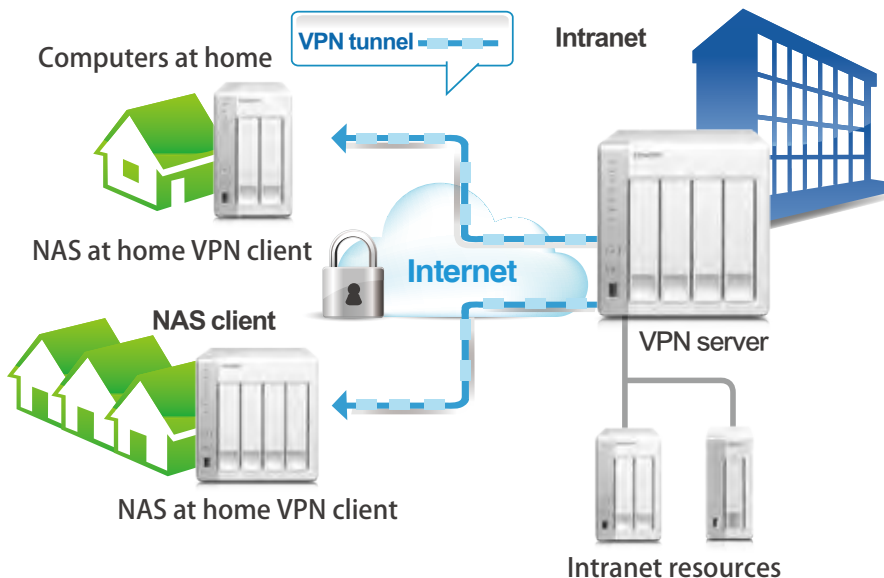
VPN practical applications

Your Turbo NAS can also be configured as a VPN client to connect to other Turbo NAS. In this type of configuration, VPN can better protect your data when you use services like BitTorrent and eMule. You can also set up remote site backup with secure data transmission.

Turbo NAS as a VPN client for file download



Turbo NAS as a VPN client for off-site backup



About VPN

By the late 20th century, companies sought a connection mechanism to connect two different companies' office LANs to allow secure sharing of data across the Internet. However, a dedicated line was often too costly. Therefore, virtual private network (VPN) was invented to help secure private network traffic over a public network. Today, people use VPN service to access websites that may be blocked in their network environment.

Squid: the popular web proxy server

The web proxy provides cache and connection control for internet services like HTTP, FTP. For companies that need a boost to web response time and security, Squid can be leveraged to make your Turbo NAS a web proxy server to protect other devices in your local network from internet attacks.

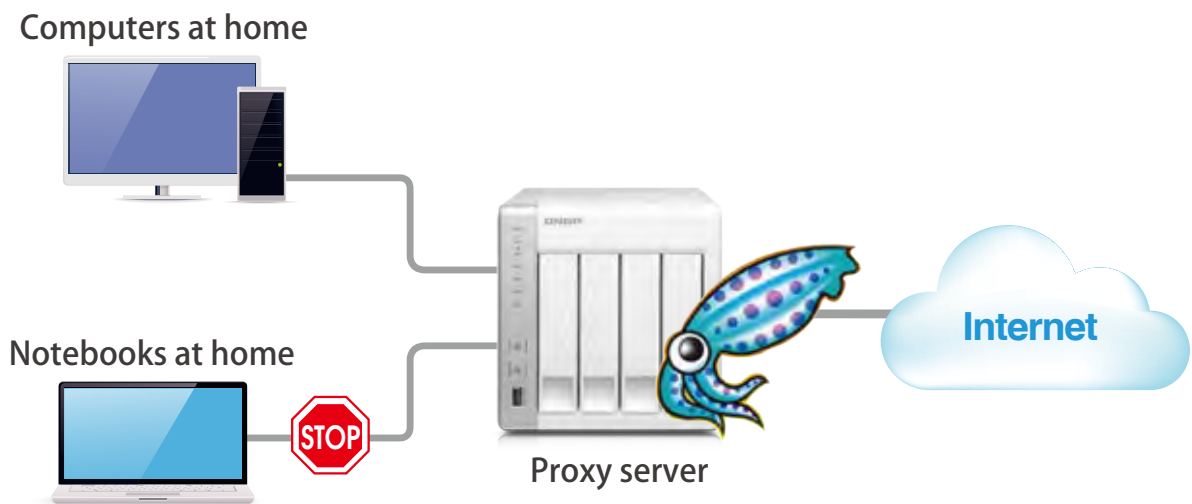
With Squid (a third-party application in the App Center), you can perform the following advanced administrative functions:

Caching:
Improves response times and saves bandwidth required for web access by caching visited web content and other web resources.

Logging:
logs visits to web sites for generating statistics to aid in network management.

Access Control:
blocks access to certain websites or restricts access for internet connections.

Load balancing:
distributes the load to several web servers to accelerate service requests.



About proxy

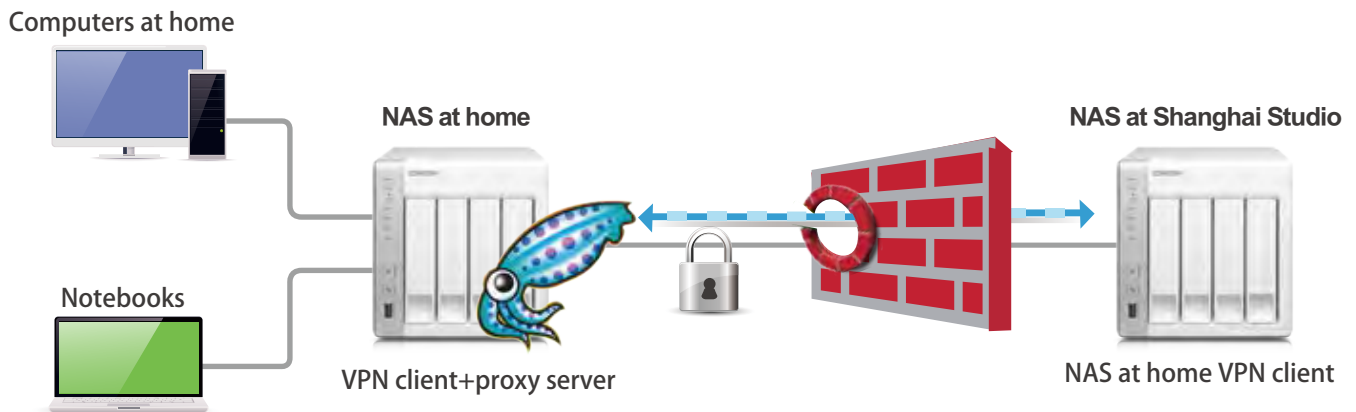
Like an agent who does business for another person or organization, the proxy server acts as an intermediary server by forwarding requests between Internet servers and clients' computers within service provider networks. Proxy service offers several advantages such as performance and security improvements.



Case study for VPN + proxy

Jason had been a designer for 7 years and decided to establish his own design agency. Jason thinks that it is necessary to keep connected to his family members and business partners and resources he works with every day. Jason found that QNAP Turbo NAS is easy to set up and use. It not only provides everything needed for a data store, but also offers VPN and web proxy services for network access to him and his coworkers in the studio, as well as home and branch offices. Furthermore, the consumption of bandwidth is minimized while improving the web access experience by using the web proxy function offered by Squid on the Turbo NAS.

Now, Jason enjoys secure, high-speed connectivity to the Internet and his business networks and relies on the scheduled backup from branch office to home office for peace of mind. Furthermore, Jason and his family now enjoy more quality time together by restricting Internet access during certain hours such as dinner time.



VPN + proxy services for convenient file access

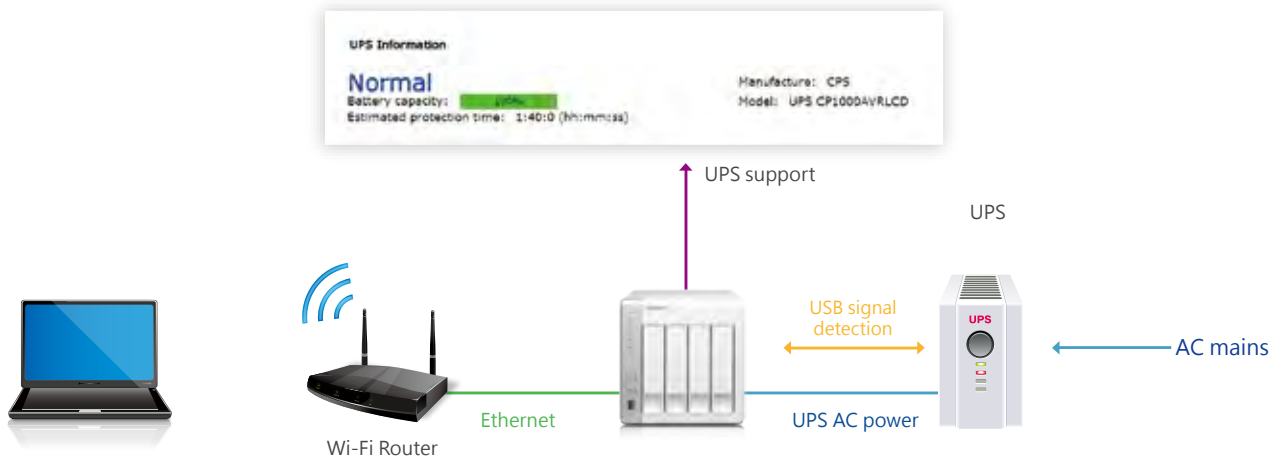
Whatever devices a user has, it is easy to set up a VPN connection with the built-in connection tool on mobile phones and tablets, etc. People can enjoy secure access to their data resources regardless of their location.

Uninterruptible Power Supply (UPS)

In the event of a power failure the Turbo NAS will shut down automatically or enter auto-protection mode by probing the power status of the connected UPS unit. You can set up this function by clicking QTS [Control Panel] > [System Settings] > [External Device] > [UPS].

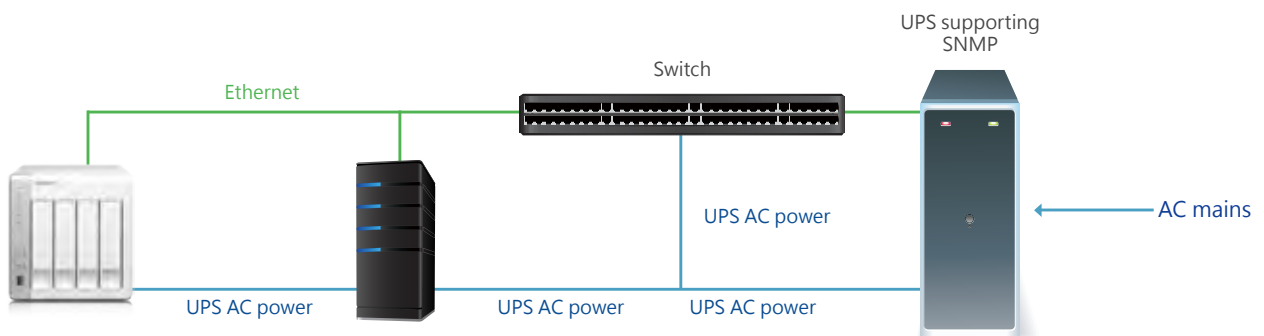
Case study for NAS connecting to a USB UPS

You can set the Turbo NAS to shut down or enter auto-protection mode if the power fails, and determine the action to take after few minutes of power failure. Once the auto-protection mode is activated, the Turbo NAS will revert to the state before power failure and continue to operate when the power restores.



UPS with SNMP management

When the Turbo NAS and the SNMP-based UPS server connect to the same network, you can select [SNMP connection] and enter the IP address of SNMP UPS server to set up power failure notification.

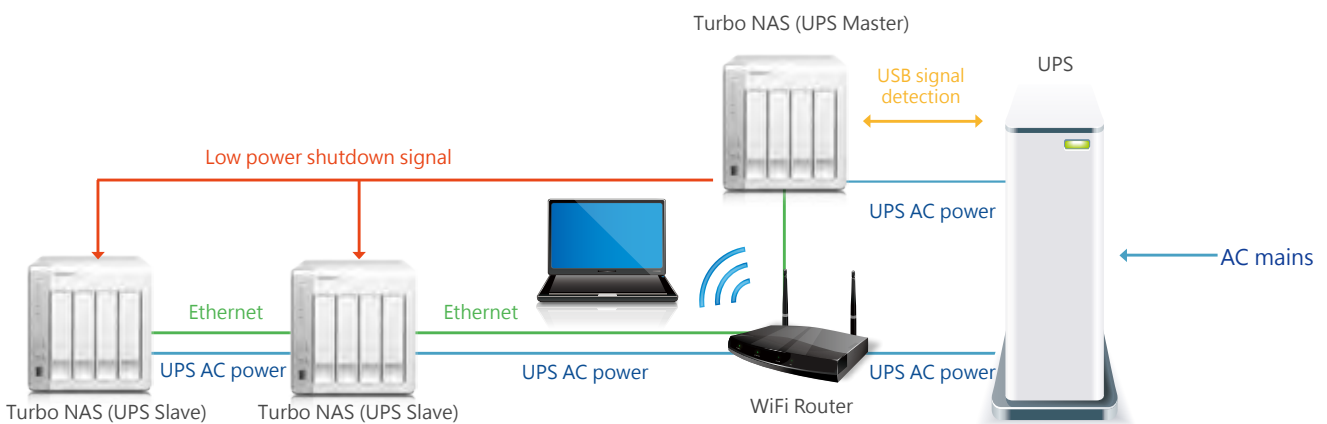
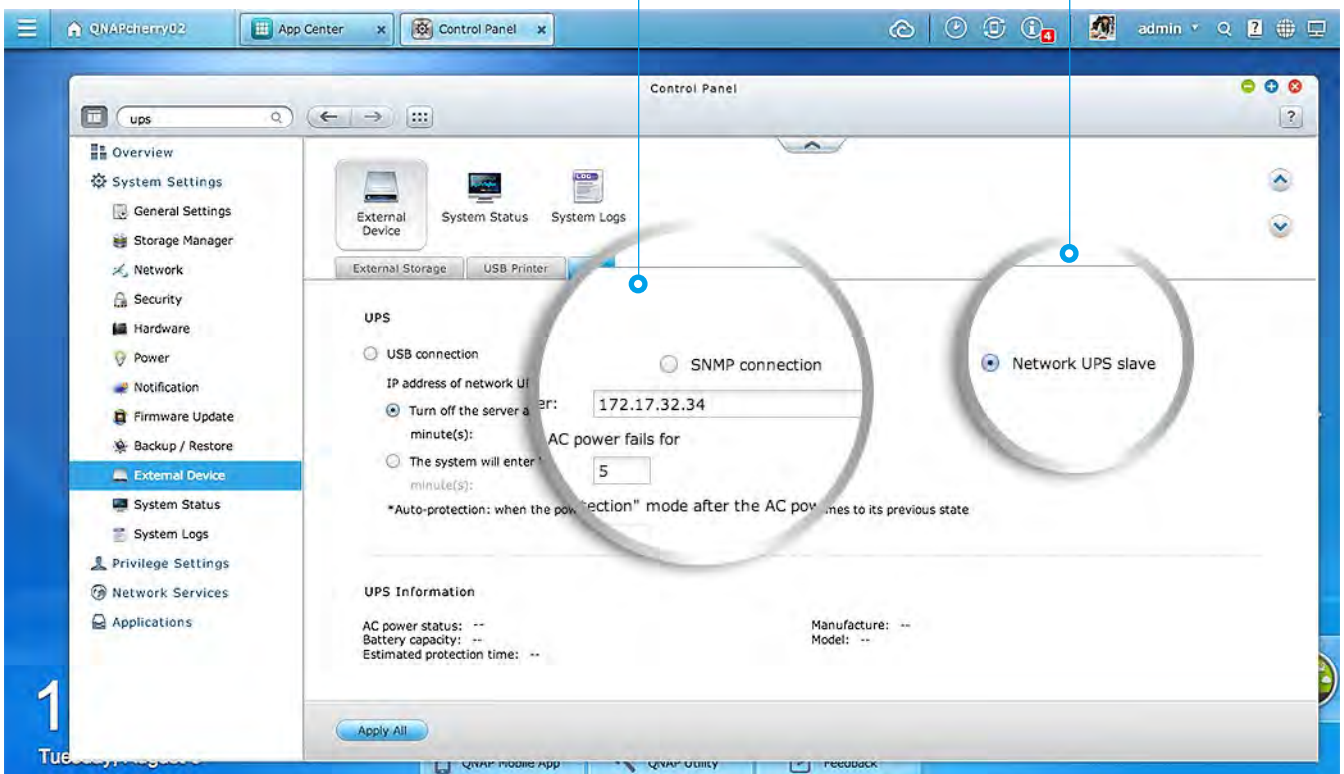


Multiple NAS units share a USB UPS

The network UPS "master" is connected to the UPS via USB cable. If the power fails, the UPS sends a notification to the network UPS "master" via USB and all the UPS "slaves" are informed by the UPS master via Ethernet. To set your Turbo NAS as a UPS "slave": connect the UPS and the Turbo NAS by USB, select [Network UPS slave], enter the IP address of the master server, so the slave server will get notification when the power fails.

Step 1: Select "Network UPS slave"

Step 2: Enter the IP address of the master server





Surveillance Station

One of the standard Turbo NAS applications, the Surveillance Station is a professional network surveillance Video Management System (VMS) that can be activated in the QTS App Center to turn the Turbo NAS into a professional Network Video Recorder (NVR) system. Including real-time monitoring, recording, playback, alarm notifications, Intelligent Video Analytics (IVA), and management, Surveillance Station can safeguard your assets and property when used with supported IP cameras. The TS-x31+ series comes with 2 free camera channels, allowing users to easily build a surveillance system.



2 free camera licenses

Professional NVR system

Wide range of supported IP cameras

Surveillance Station is compatible with over 2,700 IP camera models across over 90 brands and ONVIF specifications, including those that support advanced features such as multi-streaming and fisheye dewarping.

Comprehensive Turbo NAS support

Turbo NAS offers 2 free IP camera channels and can be expanded to 16 or 8 channels to fulfill various surveillance deployment needs.

* TS-x31+ supports a maximum of 16 channels whereas TS-x31, TS-x12P and HS-210 support a maximum of 8 channels.

Cross-platform support

Surveillance Station works with all major web browsers including Google Chrome, Mozilla Firefox and Internet Explorer. With the QNAP QVR Client for Mac, users can enjoy a similar experience on their Macs.

Advanced storage technology protection

Surveillance Station is installed on the Turbo NAS platform and is protected against loss, theft, and damage of recorded videos with the help of advanced security features and RAID technology.

Live-view

Various remote monitoring modes

The Surveillance Station supports various monitoring modes to display up to 64 channels on a single screen. Users can also choose to sequentially display each channel or to use dual displays for more information.

PTZ (Pan/Tilt/Zoom) control

On the Surveillance Station web interface, you can directly adjust the PTZ (Pan/Tilt/Zoom) functions of supported cameras, greatly enhancing the convenience in remote monitoring.

Instant playback

On the Live-view page, whenever you want to check suspicious events of a camera channel you just missed, just hit "Instant Playback" to bring up the window to review recent events.

Visual aid by E-map

Just upload pictures of monitored locations to the Surveillance Station and drag & drop the IP camera icons to them on the E-map. Once an alarm event happens, the camera icons will flash to indicate the event type for you to be immediately alerted to take necessary actions.

Instant notification

When alarm recording is enabled and an event occurs, an alarm icon will be instantly shown on the monitoring page. The alert details can be viewed by clicking the icon.



Available on the App Store



GET IT ON Google play



Playback

Preview recordings by thumbnails

You can move the mouse cursor over the timeline to preview video thumbnails to quickly identify and search for events. No need to play the video from the start and wait.

Intelligent Video Analytics (IVA)

IVA is an advanced way to quickly search videos corresponding to particular modes, greatly saving the time & effort of manually screening out matching videos. IVA includes motion detection, foreign/missing objects, out-of-focus and camera occlusion.

Real-time watermarking

The support of digital watermarking assists in verifying the authenticity of exported videos and snapshots by showing the exact recording date & time, camera name, and Turbo NAS model name, making it essential when videos are needed as verifiable evidence.

Playback and speed control by shuttle bar

With the speed control shuttle bar, you are able to fast forward playback by dragging the button to the right and to the left to rewind, helping you quickly find the desired screenshots.



Flexible management

Flexible camera access control

You can create up to 32 user accounts on the Surveillance Station and flexibly assign them to different user groups with different rights for monitoring, playback, PTZ control, and audio monitoring."

Advanced event management

The system starts alarm recording when alarm events occur. Administrators can configure events and assign 7 types of event actions to ensure that they are alerted immediately, including recording, PTZ Control, alarm output, email notification, SMS notification, buzzer notification, and user-defined actions."

Expendable license management

The Surveillance Station comes with at least one free IP camera license for each Turbo NAS by default. Administrators can expand the channel number by purchasing additional licenses based on their demands. This provides a flexible and cost-effective method for scaling surveillance needs.

Manage large-scale camera deployment

By connecting multiple Turbo NAS units you can simultaneously manage, monitor and playback up to 128 IP cameras with one Turbo NAS.

Mobile apps

VMobile – Surveillance at anytime, anywhere

VMobile allows you to monitor the Surveillance Station anytime, anywhere using iOS and Android devices. It provides camera live-view, PTZ control, instant event notifications, video snapshot, video playback, and searching videos by date and time.

Vcam – Turn your mobile device into a camera

Vcam turns your mobile device into a network camera. With the Vcam mobile app, you can record any moment around you to your Turbo NAS, saving the need in buying expensive IP cameras.



App Center & Developers



App Center

QTS App Center provides various apps for you to install on demand, enjoying more applications and lowering the cost of purchase.

Powerful and Packed with Features

The App Center provides over 100 add-on apps for backup/sync, business, content management, communications, developer tools, download, entertainment, surveillance, utilities and more.

Install on demand

Find what you need and install it immediately with just one click.

Upgrade reminder

If newer versions of your installed apps are available, an upgrade reminder will show on the QTS desktop to help you keep your Turbo NAS applications up-to-date.

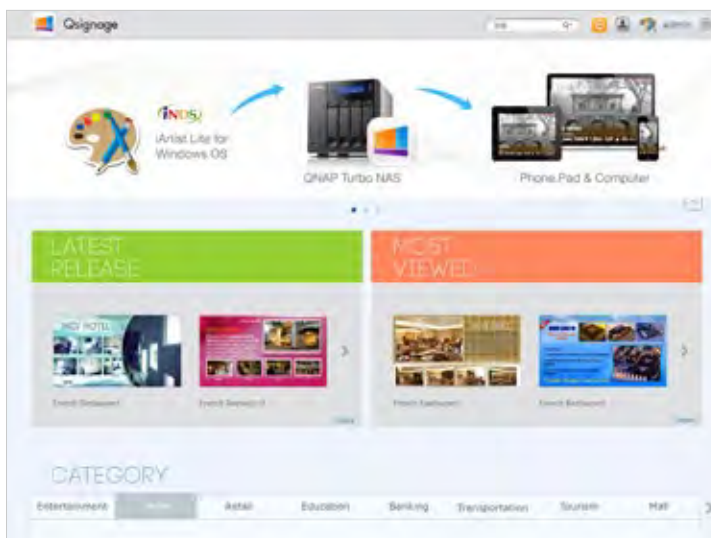


★ Most Popular Apps:



Signage Station

The Signage Station is a free app for the Turbo NAS. With the designing software iArtist Lite for Windows®, you can easily create content for a wide range of presentation, such as an animated resume to impress the interviewers, or a life memory book that is able to be shared on Facebook. Shop owners can choose from rich designing widgets to create menu boards, advertising posters, or business profiles by themselves, and easily display the eye-catching works on tablet devices to attract more customers! All the designed content can be easily uploaded to the Turbo NAS through the Signage Station, and displayed on the web browsers.





Google Drive Sync App

Google Drive is a cloud storage service provided by Google that lets users save their files online for accessing them anywhere. By installing the Google Drive Sync QPKG you can select a shared folder on the Turbo NAS to synchronize the data with Google Drive or simply use Google Drive as a backup destination.



Third-party Development Platform

The open-source Linux kernel of the QTS makes it a friendly development platform with features including RAID technology, backup security and cloud storage, allowing software developers to develop all kinds of applications. Coupled with rich applications of QTS and the leading Turbo NAS hardware design, developers can enjoy the much more efficient process for R&D.

Third-party development platform features

Fully Supportive Customer Services, Sales and R&D

An independent department provides developers with comprehensive assistance including technical support, business consultation and the marketing assistance. Developers can easily reach the whole world with QNAP Development Platform.

Over 3 Million Users Worldwide

With over 3 million active Turbo NAS users, developers have a massive amount of potential users that can be reached through their software.

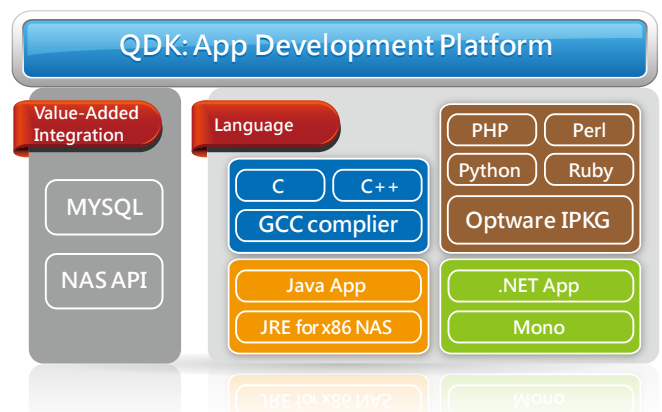
Development toolkit and architecture

Development Toolkit (API & SDK)

Developers can use the QNAP Development Toolkit (API & SDK) to design applications that can run on a client's device (such as a smartphone or PC), and remotely manage and access files and documents stored on the NAS.

NAS App (QPKG) Development

Developers can design add-ons or applications running on the Turbo NAS and have the applications and related data integrated on the same platform. Also, through the built-in QTS App Center, users can easily install and manage those applications.



★ Most Popular Apps:



hicloud S3

hicloud S3 is an Infrastructure as a service (IaaS) in Taiwan and provides unlimited storage for enterprises with RESTful API data transmission and management, and users only pay for what they use. By integrating a Turbo NAS and hicloud S3, enterprises can easily deploy the best remote replication and storage solution to diversify storage risks and save human & capital resources.

Features

Perfect plan for business storage

No one can ensure that their data will be safe from hardware failure, nature disasters or other acts of god. This has led to remote replication becoming an indispensable part of enterprise risk aversion planning.

Versatility and Flexibility

Enterprises can use hicloud S3 as a starting point for development and create various services and applications.

Multiple protection

The control room of hicloud S3 is ISO 27001 certified, and all the deployed equipment is based on HA (High Availability) architecture to minimize the risks of service interruption. To prevent data loss, hicloud S3 also stores 3 copies of user data and they are only retrieved via a unique, developer-assigned key, ensuring the most reliable cloud services for enterprises.





Cloud M2M

Cloud M2M helps enterprises quickly deploy a private cloud fleet management platform. Through the mobile app, system administrators are notified of the real time status and locations of their employees & vehicles and can track their routes. As the system is constructed on a private cloud, the privacy and service reliability are maximized.



Reference website:



Features

- Total control over confidential data (location information, etc)
- Backend management system and vehicle monitoring in real time
- Location account management and user-defined driver fields
- Compatible with major mobile platforms (iOS and Android)
- Supports push notifications
- Wide range of reporting systems available on both smart phones and PCs
- Highly reliable, private and extremely scalable
- Exportable vehicle condition reports and customizable modules



BitTorrent Sync

BitTorrent Sync uses the P2P (peer-to-peer) protocol to synchronize an unlimited number of files (stored on the Turbo NAS) between your devices. Your data is not stored on a server in the cloud but is protected using private keys during file transmission.



Features

- **Securely transfer files**
Encrypted file transfer
- **Upload and share files anywhere**
Create a Sync folder for your Turbo NAS. Open QTS and access docs, share photos, and start working from anywhere.
- **Sync without using Internet bandwidth**
The BitTorrentSync upload speed can be flexibly set up without any bandwidth limits.
- **Free for all**
Sync, send and share as much as you want. There are no file size limits, or caps on creativity. It's as simple as that.

Hardware Introduction

Home Turbo NAS models

TS-x31+ Series

The world's first SOHO NAS server powered by ARM® Cortex®-A15

Coupled with the energy-efficient 28nm ARM® Cortex®-A15 dual-core 1.4GHz processor and integrated with the VFPv4 architecture and 1G DDR3-1600 RAM, the TS-x31+ series delivers over 200MB/s read and write speeds. The TS-x31+ series offers native SATA 6Gb/s ports and supports more than 16TB single volume, resulting in a high-performance, capacity-scalable NAS server for homes and small businesses. Furthermore, the RAID 5/6 acceleration and hardware-accelerated encryption engine help improve cryptographic performance to achieve more than 100MB/s upload and download speeds with AES 256-bit encryption.



TS-131

TS-231 / TS-231+

TS-431 / TS-431+

TS-212P, TS-112P

High performance yet affordable NAS - easily create your personal cloud

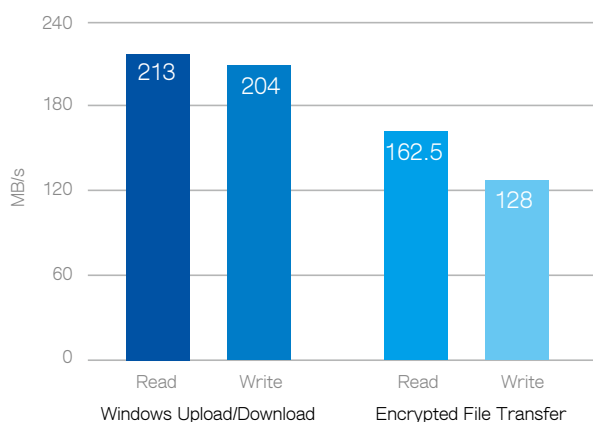
Powered by a Marvell 1.6GHz processor and 512MB DDR3L RAM, the TS-x12P series is an easy-to-use NAS server for backup, synchronization, remote access, and home entertainment. As your personal cloud, you will always be connected to your files and your files are always under your control.



TS-212P

TS-112P

TS-231+



TS-x31 Series

Freescale™ ARM Cortex-A9 dual-core 1.2GHz processor

The TS-x31 series has an energy-efficient Freescale ARM® Cortex®-A9 dual-core 1.2GHz processor and 512MB DDR3 RAM that delivers high-performance for Home and SOHO users. Equipped with dual LAN ports, the TS-431 and TS-431 support dual IP settings, port-trunking modes and enables users to set up fault tolerance or link aggregation for increased data throughput.

HS-210

Silent & Fanless NAS: Stylish, compact brushed metal aluminum design

The HS-210 was created as a silent NAS solution that allows users to enjoy files and media with no distractions, providing a perfect match for home theater enthusiasts and audiophiles looking to maximize their audiovisual experience and users who wish to constantly run their systems without any background noise. Being fanless, the HS-210 has no internal moving parts for improved reliability and remains clean and dust-free even after long-term usage. The HS-210 is best used with SSDs or WD® Red™ & Seagate® NAS drives as a reliable storage solution.



HS-210

Hardware Specifications



Turbo NAS Model	TS-431+	TS-231+	TS-431	TS-231	TS-131
CPU	Annapurna Labs Alpine AL-212 dual-core 1.4GHz processor		Freescale dual-core 1.2GHz processor		
RAM	1GB DDR3-1600		512MB DDR3		
Flash	512MB		512MB		
Max. number of HDDs/SSDs	4 x 2.5" or 3.5" SATA 6Gb/s, 3Gb/s	2 x 2.5" or 3.5" SATA 6Gb/s, 3Gb/s	4 x 2.5" or 3.5" SATA 6Gb/s, 3Gb/s	2 x 2.5" or 3.5" SATA 6Gb/s, 3Gb/s	1 x 2.5" or 3.5" SATA 3Gb/s
Gigabit LAN Ports	2		2		1
USB 3.0	3		3		
eSATA	0		1		
LED Indicators	Power/Status, LAN, HDD 1-4, USB	Power/Status, LAN, HDD 1-2, USB	Power/Status, LAN, HDD 1-4, USB	Power/Status, LAN, HDD 1-2, USB	Power/Status, LAN, HDD, USB
Buttons	Power, Reset, USB One Touch Copy		Power, Reset, USB One Touch Copy		
Dimensions (HxWxD)	177 x 180 x 235 mm 6.97 x 7.09 x 9.25 inch	168.5 x 102 x 225 mm 6.63 x 4.02 x 8.86 inch	177 x 180 x 235 mm 6.97 x 7.09 x 9.25 inch	168.5 x 102 x 225 mm 6.63 x 4.02 x 8.86 inch	168.5 x 73 x 225 mm 6.63 x 2.87 x 8.86 inch
Weight (Net/Gross)	3 kg (6.61 lbs)/ 4.3 kg (9.48 lbs)	1.28kg (2.82 lbs)/ 2.32kg (5.11 lbs)	3 kg (6.61 lbs)/ 4.3 kg (9.48 lbs)	1.28kg (2.82 lbs)/ 2.32kg (5.11 lbs)	1.04 kg (2.29 lbs)/ 1.8 kg (3.97 lbs)
Temperature and Humidity	0-40°C , 5-95% R.H		0-40°C , 5-95% R.H		
Power Supply Specification	External Power Adapter, 90W, 100-240V	External Power Adapter, 60W, 100-240V	External Power Adapter, 90W, 100-240V	External Power Adapter, 60W, 100-240V	External Power Adapter, 36W, 100-240V
Power consumption: HDD sleep mode (W)	11.89	9.03	14.84	9.78	6.26
Power consumption: Typical operations (W)	26.15	16.01	33.75	20.56	13.31
Windows Upload/ Download (MB/s)	157 / 193	204 / 213	82/110	79/108	79/109
AES 256-bit Encrypted Windows Upload/ Download (MB/s)	100.3 / 157.5	128 / 162.5	30/35	34/39	33/35
File System: Internal Hard Drive	EXT4		EXT4		
File System: External Hard Drive	EXT3, EXT4, NTFS, FAT32, HFS+		EXT3, EXT4, NTFS, FAT32, HFS+		
Wi-Fi USB dongles	✓ (IEEE 802.11ac/a/b/g/n)		✓ (IEEE 802.11ac/a/b/g/n)		
RAID Recovery	✓		✓		-
Online RAID Capacity Expansion	✓		✓		-
Online RAID Level Migration	✓		✓		-
RAID Type	Single Disk · JBOD · RAID 0 · 1 · 5 · 6 · 10 · 5 + Hot spare	Single Disk · JBOD · RAID 0 · 1	Single Disk · JBOD · RAID 0 · 1 · 5 · 6 · 10 · 5 + Hot spare	Single Disk · JBOD · RAID 0 · 1	Single Disk
Global Hot Spare	✓	-	✓	-	
Surveillance Station - Default IP Cameras	2		2		
Surveillance Station - Max IP Cameras	16		8		
VPN Server (PPTP + OpenVPN)	✓ (MAX. connections: 15+15)		✓ (MAX. connections: 15+15)		
Max. Number of Users	4096		4096		
Max. Number of User Groups	512		512		
Max. Number of Shared Folders	512		512		
Max. Number of Concurrent Connections	500		300		

Hardware Specifications



Turbo NAS Model	HS-210	TS-212P	TS-112P
CPU	Marvell 1.6GHz	Marvell 1.6GHz	Marvell 1.6GHz
RAM	512MB	512MB	512MB
Flash	16MB	16MB	16MB
Max. number of HDDs/SSDs	2 x 2.5" or 3.5" SATA 3Gb/s	2 x 3.5" SATA 3Gb/s	1 x 3.5" SATA 3Gb/s
Gigabit LAN Ports	1	1	1
USB 3.0/ USB 2.0	2/2	2/1	2/1
eSATA	-	-	1
LED Indicators	Status, LAN	Power, Status, LAN, HDD 1-2, USB	Power, Status, LAN, HDD 1-2, USB, eSATA
Buttons	Power, Reset	Power, Reset, USB One Touch Copy	
Dimensions (HxWxD)	41.3 x 320 x 220 mm 1.63 x 11.89 x 3.41 inch	165.5 x 85 x 218.4 mm 6.52 x 3.35 x 8.6 inch	165.5 x 60 x 218.4 mm 6.52 x 2.36 x 8.6 inch
Weight (Net/Gross)	1.56kg (3.44 lbs)/ 2.62kg (5.78 lbs)	0.91 kg (2.01 lbs)/ 1.9 kg (4.85 lbs)	0.79 kg (1.74 lbs)/ 1.7 kg (3.53 lbs)
Temperature and Humidity	0-40° C , 5-95% R.H		
Power Supply Specification	External Power Adapter, 60W, 100-240V		External Power Adapter, 36W, 100-240V
Power consumption: HDD sleep mode (W)	7	6	5
Power consumption: Typical operations (W)	14	13	7
Windows Upload/ Download (MB/s)	65/96	65/95	56/93
AES 256-bit Encrypted Windows Upload/ Download (MB/s)	12.6/13.3	12.6/13.3	12.8/13.7
File System: Internal Hard Drive	EXT4		
File System: External Hard Drive	EXT3, EXT4, NTFS, FAT32, HFS+		
Wi-Fi USB dongles	✓ (IEEE 802.11b/g/n)		
RAID Recovery	✓	✓	-
Online RAID Capacity Expansion	✓	-	-
Online RAID Level Migration	✓	-	-
RAID Type	Single Disk · JBOD · RAID 0 · 1		Single Disk · Q-RAID 1
Surveillance Station - Default IP Cameras	2		
Surveillance Station - Max IP Cameras	8		
VPN Server (PPTP + OpenVPN)	✓ (MAX. connections: 15+15)		
Max. Number of Users	2048		
Max. Number of User Groups	256		
Max. Number of Shared Folders	256		
Max. Number of Concurrent Connections	256		

Software Specifications

Operating System

- QTS 4.1 (embedded Linux)

Supported Clients*

- Windows 7 and Windows Server 2003 onward, Apple Mac OS X onward, Linux & UNIX

Supported Browsers

- Google Chrome
- Microsoft Internet Explorer 10+
- Mozilla Firefox
- Apple Safari

Multilingual Support

- Chinese (Traditional & Simplified), Czech, Danish, Dutch, English, Finnish, French, German, Greek, Hungarian, Italian, Japanese, Korean, Norwegian, Polish, Portuguese (Brazil), Romanian, Russian, Spanish, Swedish, Thai, Turkish

File System

- Internal hard drive: EXT4
- External hard drive: EXT4, EXT3, NTFS, FAT32, HFS+

Networking

- TCP/IP: IPv4 & IPv6*
- Dual Gigabit NICs with jumbo frame (failover, multi-IP settings, port trunking/NIC teaming)*
- Service binding based on network interfaces*
- Proxy client, proxy server
- DHCP client, DHCP server

NTP server

- Protocols: CIFS/SMB, AFP (v3.3), NFS(v3), FTP, FTPS, SFTP, TFTP, HTTP(S), Telnet, SSH, iSCSI, SNMP, SMTP, and SMSC
- UPnP & Bonjour discovery
- USB Wi-Fi adapter support

Security

- Network access protection with auto-blocking: SSH, Telnet, HTTP(S), FTP, CIFS/SMB, AFP
- CIFS host access control for shared folders
- AES 256-bit volume-based data encryption***
- AES 256-bit external drive encryption**
- Importable SSL certificate
- Instant alert via E-mail, SMS, and beep
- Antivirus protection

Storage Management

- Single Disk, JBOD, RAID 0, 1, 5, 6, 10, 5/6/10 + spare***
- Global hot spare***
- Online RAID capacity expansion
- Online RAID level migration
- Bad block scan and hard drive S.M.A.R.T.
- Bad block recovery
- RAID recovery
- Bitmap support

Power Management

- Wake on LAN
- Internal hard drive standby mode
- Scheduled power on/off
- Automatic power on after power recovery
- USB and network UPS support with SNMP management

Access Right Management

- Import/export users
- User quota management
- Local user access control for CIFS, AFP, FTP, and WebDAV
- Application access control for Photo Station, Music Station, Video Station, and Multimedia Station
- Subfolder permissions support for CIFS/SMB, AFP, FTP, and File Station

myQNAPcloud Service

- Private cloud storage and sharing with myQNAPcloud id (QID)
- Free host name registration (DDNS)
- Auto router (via UPnP) configuration
- Web-based file manager with HTTPS 2048-bit encryption

bit encryption

- Cloudlink for remote access without complicated router setup
- myQNAPcloud connect for easy VPN connection (Windows VPN utility)

Qsync

- Syncs files among multiple devices with SSL support
- Selective synchronization for syncing specific folders only
- Share team folder as a file center for team collaboration
- Shares files by links via e-mail
- Policy settings for conflicted files and file type filter support
- Incremental synchronization for HDD space saving
- Supports Windows & Mac OS

Web Administration

- Personalized desktop
- Smart toolbar and dashboard for system status
- Dynamic DNS (DDNS)
- SNMP (v2 & v3)
- Resource monitor
- Network recycle bin for file deletion via CIFS/SMB, AFP and File Station
- Automatic cleanup
- File type filter
- Comprehensive logs (events & connection)
- Syslog client/server
- Mobile app: Qmanager for remote system monitoring & management

File Server

- File Sharing across Windows, Mac, and Linux/UNIX
- Windows ACL
- Advanced folder permission for CIFS/SMB, AFP, FTP
- Shared folder aggregation (CIFS/SMB)

FTP Server

- FTP over SSL/TLS (Explicit)
- FXP supported

File Station

- Supports ISO Mounting (Up to 256 ISO Files)
- Support thumbnail display of multimedia files
- Support share download link and upload link
- Drag-n-drop Files via Chrome and Firefox Browsers
- File Compression and decompression (ZIP and 7z)

Backup Station

- Remote replication server (over rsync)
- Real-time remote replication (RTRR) to another QNAP NAS or FTP server
- Works as both RTRR server & client with bandwidth control
- Real-time & scheduled backup
- Encryption, compression, file filter, and transfer rate limitation
- Encrypted replication between QNAP NAS servers
- Desktop backup with QNAP NetBak Replicator for Windows
- Apple Time Machine backup support
- Data backup to multiple external storage devices
- Third party backup software support: Veeam backup & replication, Acronis True Image, Arcserve backup, EMC retrospect, Symantec Backup Exec, etc.

Photo Station

- Show photos in thumbnails, list, timeline, or folder view
- Supports virtual/smart album
- Tags photos with text, color, and rating
- Slideshows with background music and different transition effects
- Animated thumbnails for videos
- Geotags photos and display them on Google maps
- Shares slideshows link to social websites or through email
- Supports Facebook friends login

Music Station

- Plays or shares music collections with web browser
- Automatic classification via Media Library
- Internet radio streaming (MP3)
- Up to 8 music alarms
- Mobile app: Qmusic for music playing and management

iTunes Server

- Audio and Video Sharing for Windows & Mac iTunes

Video Station

- Show photos in thumbnails, list, timeline, or folder view
- Tags videos with text, color, and rating
- Animated thumbnails for videos
- Shares video collection link to social websites or through email
- Display movie information from IMDB

DLNA Server

- Supports DLNA/UPnP TVs and players such as PlayStation 3 and Xbox 360

AirPlay

- Streams videos, photos and music from NAS to Apple TV via Qfile or QAirPlay's web-based controller

Digital TV Station

- DVB-T Digital TV Live View, Recording, and Playback
- Electronic Programming Guide (EPG) with Scheduled Recording

Note:The availability of DVB-T broadcasting and EPG may vary depending on geographic locations.

Download Station

- PC-less BT, FTP/FTPS, and HTTP/HTTPS download (up to 500 Tasks)
- BT download with Magnet Link and PT support
- Scheduled download and bandwidth control
- RSS subscription and download (broadcasting)
- Bulk download with wildcard settings
- BT search
- Proxy support for BT download
- PC utility: Qget for downloads browsing and management
- Mobile app: Android Qget for downloads browsing and management

Cloud Storage Backup

- Amazon S3
- Amazon Glacier
- WebDAV-based cloud storage
- Microsoft Azure
- Open Stack
- Google Drive

Print Server

- Max number of printers: 3
- Print job display and management
- IP-based and domain name-based privilege control

Surveillance Station

- Supports over 2,700 IP cameras
- Includes 2 free camera licenses, up to 8 camera channels via additional license purchase
- Instant playback to check the recent event
- Visual aid by e-map
- Playback and speed control by shuttle bar
- Video preview on playback timeline
- Intelligent video analytics (IVA) for advanced video search
- Surveillance client for Mac
- Mobile surveillance app: vmobile (iOS and Android)
- Mobile recording app: vcam (iOS and Android)

Notes Station 2.0

- Supports Google Calendar
- Import/Export PDF files available
- RSS live feed and auto updates
- Online quick preview multimedia attachments available
- Notes Encrypt/Decrypt available
- Smart snapshot for version control
- Background tasks available for multi-task users
- Three- tiers Note structure for easy organization
- Collaborate notes with multi users available
- Evernote backup and re-editing available

Signage Station

- Support dynamic content includes video, image, music, and text message
- Multi-user collaboration
- Support email and social network sharing
- Support design software - iArtist Lite for Windows®
- Support various browser playback (Chrome, Firefox, IE, Safari)

iSCSI (IP SAN)

- Supports DLNA/UPnP TVs and players such as PlayStation 3 and Xbox 360
- Multi-LUNs per Target
- Up to 256 Targets/LUNs Combined
- Supports LUN Mapping & Masking
- File-based LUN
- Online LUN Capacity Expansion
- iSCSI LUN Backup, One-time Snapshot, and Restore
- iSCSI Connection and Management by QNAP Finder (Windows)
- Virtual Disk Drive (via iSCSI Initiator)
- Max No. of Virtual Disk Drives: 8

VPN Server

- Secure remote access: PPTP & OpenVPN VPN services
- Max number of clients: 15 for PPTP & 15 for OpenVPN

Domain Authentication Integration

- Microsoft Active Directory (AD)
- Domain controller
- LDAP server, LDAP client
- Domain users login via CIFS/SMB, AFP, FTP, and File Station

App Center

- More than 100 official and community software add-ons

Mobile Apps

- Qfile: iOS, Android Phone, window phone
- Qfile HD: iPad version
- Qmanager: iOS, Android Phone
- Qmusic: iOS, Android Phone
- Qremote: iOS, Android Phone
- Qget: Android Phone
- Vmobile: iOS, iPad, Android Phone

* Not all services are supported.

** The data encryption functions may not be available in accordance with the legislative restrictions of some countries.

*** The supported features may vary among models.

Design and specifications are subject to change without notice.

Store, access, and share files anytime on your private cloud

The industry's first private cloud notetaking solution
Notes Station 2.0 - A handy notepad on your private cloud

TS-431+ / TS-231+

- Easily create a personal cloud for file storage & sharing
- Multimedia center for large amount of photos, music, and videos
- Back up your files with advanced RAID technology
- Hardware-accelerated encryption engine

High-performance & Energy-efficient ARM® Cortex®-A15 Dual-core 1.4 GHz Processor

TS-231+ Encrypted data transmission	
Read	204
Write	200
Data transmission	
Read	162
Write	128
MB/s	

9 times faster than a single-core model

Aggregate Throughput -Dual LAN Ports



Notes Station 2.0
A handy notepad on your private cloud

QNAP Systems, Inc.

TEL : +886-2-2641-2000 FAX : +886-2-2641-0555 Email: qnapsales@qnap.com
Address : 3F, No.22, Zhongxing Rd., Xizhi Dist., New Taipei City, 221, Taiwan

QNAP may make changes to specification and product descriptions at any time, without notice.
Copyright © 2015 QNAP Systems, Inc. All rights reserved.

QNAP® and other names of QNAP Products are proprietary marks or registered trademarks of QNAP Systems, Inc. Other products and company names mentioned herein are trademarks of their respective holders.
Celeron is a trademark of Intel Corporation in the U.S. and/or other countries.

Netherlands (Warehouse Services)
Email: nlsales@qnap.com
TEL: +31(0)107600830

Germany
Email: desales@qnap.com
TEL: +49-89-381562991

China
Email: cnsales@qnap.com.cn
TEL: +86-400-628-0079

India
Email: indiasales@qnap.com

US
Email: usasales@qnap.com
TEL: +1-909-595-2782

Thailand
Email: thsales@qnap.com
TEL: +66-2-5415988

